

# The Socio-Economic Impact of Human Trafficking and Migrant Smuggling in Pakistan



December 2014



Copyright © United Nations Office on Drugs and Crime (UNODC), December 2014

This report is an internal UNODC document not meant for wide public distribution. It is part of ongoing expert research undertaken by UNODC to inform the development and management of its programme of assistance. The aim is to identify needs and offer long-term strategic solutions to support Pakistan in areas related to UNODC mandates, including: human trafficking and migrant smuggling.

This report has not been formally edited. The contents of this publication do not necessarily reflect the views or policies of UNODC or contributory organisations and neither do they imply any endorsement. The designations employed and the presentation of material in this publication do not imply the expression of any opinion whatsoever on the part of UNODC concerning the legal status of any country, territory or city or its authorities, or concerning the delimitation of its frontiers or boundaries.

## Forward

Human trafficking and migrant smuggling remains an unabated challenge for the international community as it affects almost every country in the world where millions of people are trapped in the form of modern-day slavery.

The United Nations Office on Drugs and Crime (UNODC) and the Government of Pakistan has jointly developed the UNODC's Country Programme and as part of the assistance programme we strive to improve the skills and knowledge of law enforcement agencies especially the Federal Investigation Agency in overcoming the challenges related to human trafficking and migrant smuggling.


This report was commissioned in order to develop an in-depth understanding of the socio-economic patterns and trends related to human trafficking and migrant smuggling in Pakistan. The findings of the report aim to highlight the important relationship between the socio-economic conditions and irregular migration within the country.

The recommendations provided in the report would assist the relevant ministries and the law enforcement agencies in Pakistan to effectively plan and allocate resources towards the high migration areas while developing mechanism for effective interagency communication and international cooperation.

Lastly, I would like to extend my gratitude towards the Federal Investigation Agency for providing statistics and important feedback for this research.

UNODC has been an effective partner of Government of Pakistan and the international community and together we will continue our common fight against human trafficking and migrant smuggling, for the betterment of our societies.

Thank you



Cesar Guedes  
Country Representative



## **Acknowledgements**

Over the period of six months UNODC's National Consultant Ms. Hanniah Tariq coordinated with the senior staff members from the Federal Investigation Agency (FIA) including Dr. Usman Anwar, Mr. Javed Akbar Riaz and Mr. Mohsin Butt.

We thank these officers for their valuable insight and assistance in compiling data to support this report.

We also take this opportunity to thank UNODC staff members Mr. Naweed Raiz, Ms. Shahida Gilani, and Mr. Arsalan Malik for facilitating the research and sharing their knowledge on the subject matter under the overall supervision of the Country Representative Mr. Cesar Guedes.

This research was made possible with the financial support from the Department of Immigration and Border Protection, Government of Australia.



## Table of Contents

1. Background .....	1
1.1. Purpose .....	2
1.2. Goals and objectives .....	2
1.3. Benefits and anticipated outcomes of the research.....	2
2. Research methodology .....	3
2.1. Overview of the methodology and approach.....	3
2.1.1. Primary research .....	3
2.1.2. Secondary data .....	4
3. Findings .....	5
3.1. Context.....	5
3.2. National trends .....	6
3.3. External trafficking in persons and smuggling of migrants.....	6
3.3.1. Major routes .....	7
3.3.2. Inter-city comparison.....	11
3.4. Domestic trafficking: Forced and bonded labor .....	12
3.5. Classification .....	14
4. Push factors and pull factors.....	15
4.1.1. Push factors.....	15
4.1.2. Pull factors .....	18
4.2. Associated illegal economy.....	20
4.3. Victim profiles .....	23
4.4. Agent profiles.....	23
4.5. Legal action .....	24
4.6. Relationship with terrorism and various drug routes.....	26
5. Conclusions .....	29
6. Recommendations .....	31
7. References .....	33
7.1. Papers and books.....	33
7.2. Articles .....	34
7.3. Statistics .....	35
8. Appendices.....	37

8.1.	Methodology – Data Collection .....	37
8.2.	Selected Socio-economic indicators .....	38



## Abbreviations

◆ AHRC	Asian Human Rights Commission
◆ AHTC	Anti Human Trafficking Circle
◆ AJK	Azad Jammu and Kashmir
◆ CIS	Center for Immigration Studies
◆ CPI	Consumer Price Index
◆ FATA	Federally Administered Tribal Areas
◆ FIA	Federal Investigation Agency
◆ GOP	Government of Pakistan
◆ GB	Gilgit-Baltistan
◆ GDP	Gross Domestic Product
◆ ICT	Islamabad Capital Territory
◆ ILO	International Labour Organization
◆ IOM	International Organization for Migration
◆ KPK	Khyber-Pakhtunkhwa
◆ LEAs	Law Enforcement Agencies
◆ NPB	National Police Bureau
◆ PATCHO	Prevention and Control of Human Trafficking Ordinance
◆ SATP	The South Asia Terrorism Portal
◆ TVPA	Trafficking Victims Protection Act
◆ USAID	United States Agency for International Development



## 1. Background

Pakistan's population as of July 2011 is estimated at 187.3 million, with an annual estimated growth rate of 1.5 per cent, comprising 52 per cent male and 48 per cent female with more than 50 per cent being youth between 15 and 29 years of age. Pakistan is bordered by Afghanistan and Iran in the west, India in the east and China in the far northeast, with sea borders to the south. It is a federation of four provinces (Punjab, Sindh, Balochistan and Khyber-Pakhtunkhwa), a capital territory (Islamabad), and two semi-autonomous regions (FATA and Gilgit-Baltistan), and the Pakistan administered portion of Kashmir.

Pakistan has faced numerous economic, social and security challenges since 2007, commencement point of this research. These combined factors are matter of an acute concern for the law enforcement agencies provide the ideal environment for transnational organised crime networks to flourish and exploit weaknesses in the system. The impact is not limited solely to the human costs relating to the extreme suffering and dehumanization of the individuals who are trafficked but also poses serious governance risk within the wider region. This has a direct detrimental effect on the state structures arrayed against corruption and organized crime. It also poses a threat to the economic development of the country.

Pakistan is a source, transit and a destination country for human trafficking and migrant smuggling. The problem manifests itself within the country and across borders. In Pakistan, Sindh and Punjab remain a source of concern with high instances of bonded labour in agriculture, brick making and other industries.

In response to migrant smuggling and human trafficking issues, the Government of Pakistan has taken important steps in developing strategies to combat these crimes and protect the rights of victims. In 2002, the Prevention and Control of Human Trafficking Ordinance (PACHTO) was enacted.

This was followed by the development of a National Action Plan for Combating Human Trafficking, as well as establishment of Anti-Human Trafficking Units (AHTUs) and Circles under the jurisdiction of the Federal Investigation Agency (FIA).

### **1.1. Purpose**

This research was commissioned to further develop our understanding on the socio-economic impact of human trafficking and migrant smuggling in Pakistan.

### **1.2. Goals and objectives**

The overall goal of this research report was to carry out a socio-economic trend and contextual analysis of trafficking in persons and smuggling of migrants within the country based on relevant figures provided by the Federal Investigation Agency (FIA) and their relationship with selected economic and social indicators provided by secondary sources over the seven year period (2007 to 2013).

The main objective of the research was to address the following principal questions:

- ♦ What are the national trends on trafficking in persons and smuggling of migrants in Pakistan?
- ♦ What are the main smuggling routes?
- ♦ What are the socio-economic push and pull factors involved in trafficking in persons and smuggling of migrants in Pakistan?
- ♦ What is the impact of Pakistan's economic issues on trafficking in persons and smuggling of migrants?
- ♦ What is the financial interaction and relationship between smugglers, intermediaries (documentation suppliers, transport providers and border crossing facilitators) and victims?
- ♦ What recommendations can be put forward to improve the control of trafficking in persons and smuggling of migrants in Pakistan?

### **1.3. Benefits and anticipated outcomes of the research**

It would improve the knowledge and skills of the Federal Investigation Agency by:

- ♦ Providing a snapshot of the social and economic impact of trafficking in persons and smuggling of migrants within the country,
- ♦ Helping the Government of Pakistan in developing a national policy in combating human trafficking and migrant smuggling,
- ♦ Practical recommendations for the FIA to consider,
- ♦ Identifying the high migration areas.

## 2. Research methodology

The research was methodologically complicated due to the illicit and hidden nature of the activity, which is a largely vague and undocumented subject in Pakistan. Consequently, in order to carry out concrete research and to isolate specific economic dimensions and associated trends around the illicit economy of trafficking in persons and smuggling of migrants in the country, a mix of primary and secondary research as well as a combination of qualitative and quantitative trend analysis was utilized.

### 2.1. Overview of the methodology and approach

The research questions were addressed through the utilization of various data collection strategies, both qualitative and quantitative. Data analysis techniques chosen included tabular and graphical representation of available statistics in the form of time-series in order to demonstrate trends as well as qualitative analysis of interviews and secondary data. The information analyzed to address some of the research questions includes statistics provided by the FIA and socio-economic indicators available from the World Bank.

Some of the problems related to the availability and reliability of data has been that there is no “central repository of data” and neither a “mechanisms for open and transparent information sharing” in Pakistan.<sup>1</sup> Although the systems for generation, collection and analysis of these offences in the country are being developed, some data gaps still exist in the figures<sup>2</sup>. The period of analysis (2007-2013) was selected based on the largest availability of relevant data in this time frame<sup>3</sup>.

#### 2.1.1. Primary research

Primary information for the research was obtained in the form of one-on-one interviews with identified key stakeholders in order to develop the report in a contextually relevant manner<sup>4</sup>. Semi structured interviews were carried out with an identified set of Interviewees<sup>5</sup> during the data gathering period of the research. In order to gain a multi-perspective picture the aim was to sample a diverse a cross-section group who are directly or indirectly affected by the phenomenon<sup>6</sup>. Some of the organizations contacted were:

- ♦ Relevant law enforcement agency (FIA)
- ♦ Local media and journalists.
- ♦ Non-government organizations.

---

<sup>1</sup> "Baseline Study of Illegal Migration, Human smuggling and Trafficking in Pakistan (2009). Enterprise for Business & Development Management (EBDM). Available at <http://www.befare.org/Baseline%20Survey.pdf>"

<sup>2</sup> As multiple LEAs are currently involved in relevant data collection and no system for compiling statistics on a national level exists at the moment, some of the statistics used have slightly differing time frames.

<sup>3</sup> Where latest numbers for 2013 were not available, particularly some economic indicators, numbers for 2012 have been used.

<sup>4</sup> Due to the limited time available and scope of the research, primary data collection was restricted to interviews. Group interviews, focus groups, site visits and fieldwork were out of the scope of the budget.

<sup>5</sup> Interviewees were identified from an existing set of LEA officials in contact with UNODC.

<sup>6</sup> Related Government institutions (e.g. Ministry of Interior, Ministry of Foreign Affairs, Ministry of Law & Justice, Ministry of Labour, Ministry of Overseas Pakistanis Division) and victims and families of victims were desirable stakeholders for primary research, however due to the limited time available and scope of the research this category of stakeholders was not accessible for primary data collection. After discussions with the LE adviser and UNODC counterparts, it was decided that the research should primarily contain interviews of local law enforcement agencies as well as desk and data analysis due to the scope of the study and previous researchers recently having interviewed NGOs, and victim focal points.

The interviews conducted were open-ended in nature in order to facilitate discussion and thus increasing the potential for capturing insights, needs and perspectives. For the stakeholders not accessible physically questionnaires were adapted to be relevant for each category and circulated through questionnaire format or carried out on the telephone.

### 2.1.2. Secondary data

The compilation of secondary sources of data and open source material for the report included the following:

- ◆ Data and available statistics from FIA and other international organizations: Relevant indicators on major human trafficking trends over 2007-2013 including the following (when available):
  - Volume of victims or number of people trafficked worldwide annually,
  - Volume of victims or number of people deported back to Pakistan annually,
  - Breakdown by age, gender, education and background of victims,
  - Approximate estimates on the economy associated with the trafficking and migrant smuggling cases recorded annually,
  - Estimated annual profits generated by the human trafficking industry,
  - Number of prosecutions and rate of convictions of suspects,
  - Estimates on how much is charged by local smugglers for various identified routes and;
  - Net overseas legal migration volumes or trends.
  
- ◆ Key economic indicators over the past ten years for Pakistan were analyzed in relation to human trafficking and migrant smuggling trends included (latest numbers available from the World Bank – World Bank Metadata for Pakistan):
  - Total population, population growth rates,
  - Gross Domestic Product (GDP) growth rates,
  - Inflation rates,
  - Income gaps,
  - Consumer Price Index (%) trends,
  - Literacy rates, educational attainment,
  - Indicators on access to basic health care and support,
  - National energy production and consumption,
  - Energy production,
  - Natural disasters and associated economic costs.
  
- ◆ Review of relevant documents and papers,
  
- ◆ Media reports, and;
  
- ◆ Other accessible secondary data.

### 3. Findings

A brief context along with an analysis of the primary and secondary data collected in relation to stated research questions is presented in the following section. Specifically, deportation patterns for Pakistan within the period of analysis are examined in relation to geographical context, border management issues, common routes used and their association with major socio-economic trends is studied through the data collected during the research phase.

The overall aim of this section is to gauge the total scale and general trends for trafficking in persons and smuggling of migrants in Pakistan as a source country in addition to internal trafficking. It also attempts to estimate the illegal economy involved.

#### 3.1. Context

The Islamic Republic of Pakistan is a federally governed state comprising of four provinces, the special regions of Gilgit-Baltistan (GB) and Azad Jammu and Kashmir (AJK), Federally Administered Tribal Areas (FATA) and Islamabad Capital Territory (ICT). The country shares a 905 kilometer (km) border with Iran, a 2,400 km border with Afghanistan, 523 km with China 1,605 km with India and a 1000 km coastline, making a total border of 6,433 km. The 14 international airports include Karachi, Lahore, Islamabad, Peshawar, Quetta, Gwadar, Faisalabad, Multan, Turbat, Sialkot, D.G. Khan, Rahim Yar Khan, D.I. Khan, and Pasni. There are eight major land routes existing for entering the country, which include Sust, Torkam, Chaman, Taftan, BP-252, Khokharapar (railway station), Wagha and Wagha (railway station). In addition there are also four seaports, which include Karachi Port, Port Qasim, Gwadar Port and Ghass Bandar<sup>7</sup>. The Federal Investigation Agency (FIA) manages these and Anti Human Trafficking Circles (AHTCs) are also operational in Lahore, Karachi, Peshawar, Quetta, Multan, Faisalabad, Hyderabad, Gujranwala, Rawalpindi, Chaman, Turbat and Taftan.<sup>8</sup>

Relevant LEAs or the Inter Agency Task Force (IATF) include the Federal Investigation Agency (FIA), Frontier Corps, Coast Guards and Baluchistan police and Levies.

According to the FIA the mechanisms in Pakistan for control of trafficking in persons and smuggling of migrants include the following<sup>9 10</sup>.

- ◆ Integrated Border Management System (IBMS)
- ◆ Case Management System (CMS)
- ◆ Interception at immigration check-post
- ◆ Exit Control List (ECL)
- ◆ Black lists of lost or stolen passports
- ◆ Interpol warrants
- ◆ Forgery detection machines at international airports
- ◆ Human intelligence
- ◆ Offloading based on screening and information
- ◆ 24/7 FIA Helpline for complaints and support
- ◆ Liaison office in Oman

---

<sup>7</sup> Federal Investigation Agency, 2013, Information provided on deportation, Federal Investigation Agency, Islamabad.

<sup>8</sup> FIA, 2013, 'IMMIGRATION WING', Available online at: [http://www.fia.gov.pk/dep\\_immigration.htm](http://www.fia.gov.pk/dep_immigration.htm)

<sup>9</sup> FIA Presentation to the UNODC, Lahore, Pakistan, September 2011.

<sup>10</sup> Federal Investigation Agency, February 2013

The FIA reports that in addition to the “porous borders” some of the major challenges to law enforcement agencies include the “lack of capacity building initiatives, poor infrastructure, limited resource, ineffective liaison among LEAs and lack of cross border intelligence and information sharing”<sup>11</sup>. It has also been reported that there is difficulty in gathering evidence due to militancy and terrorism in the country<sup>12</sup>.

### 3.2. National trends

Pakistan has been observed to be a major source, transit and destination country for trafficking in persons and smuggling of migrants, which suggests that the activity and the associated illegal economy involved is substantial. Examining the socio-economic impact of this industry is an important but challenging task as empirical evidence on the subject is generally not available. The following section analyzes national data on deportation, traffic flows and macro socio-economic indicators with the aim of isolating major trends pertaining to Pakistan as a source country in addition to providing some information on internal trafficking.

### 3.3. External trafficking in persons and smuggling of migrants

Given the illicit and hidden nature of the industry being studied, producing precise data on the volume and flow of victims of trafficking in persons and smuggling of migrants can be problematic and a difficult phenomenon to quantify. Analyzing deportation patterns can be one of the only feasible means of estimating the volume of trafficking in persons and smuggling of migrants in Pakistan because of this complexity of the phenomenon.

Deportation statistics from the FIA<sup>13</sup> indicate that the total of number of deportees received back in Pakistan has been increasing since 2007 with a total change of +16% experienced in volume and flow over the period of 2007-2013. Within this timeframe between the periods of 2007-2008 and 2010-2013 exhibited significant increases while a decline was experienced from 2008 to 2010. Number of deportees was the highest in 2013 with 66,427 individual cases and the lowest in 2010 with 46,032 cases.

The following table presents the yearly breakdown for deportees received in Pakistan between 2007 and 2013:

Year	2007	2008	2009	2010	2011	2012	2013	% Change
Deportees	57,145	61,364	52,005	46,032	53,868	54,257	66,427	16%

Table 1: Total deportees per year

The number of total deportees to Pakistan across the period of analysis show slightly irregular patterns however the linear forecast trend line shows an increasing pattern over the timeframe and period immediately following it.

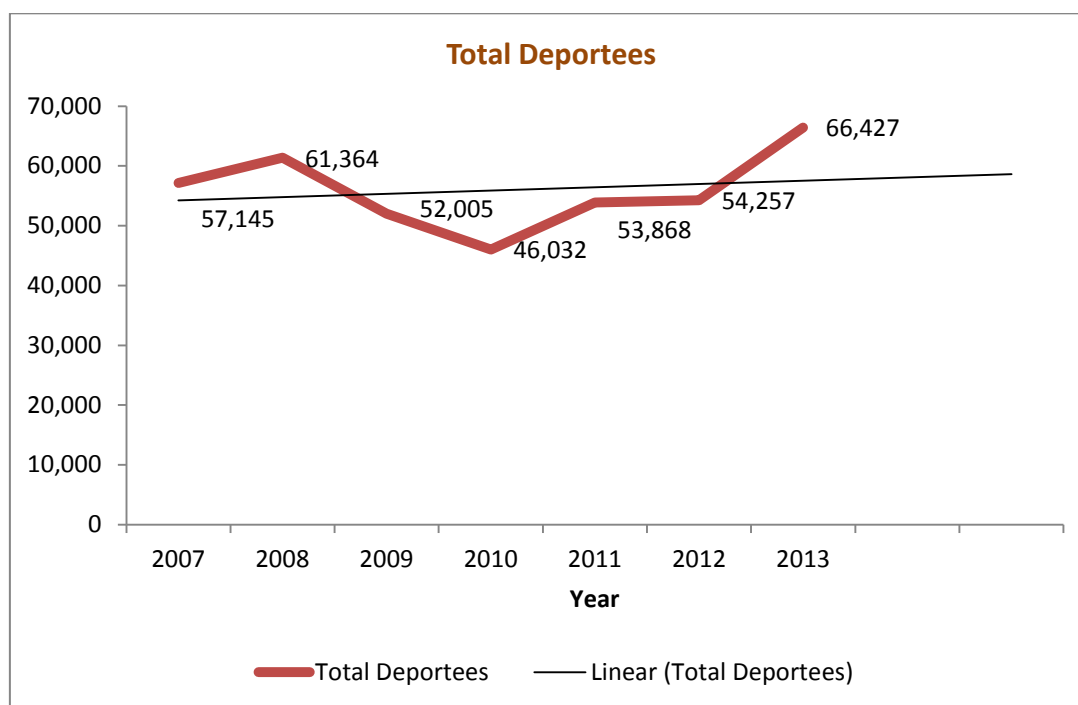
<sup>11</sup> Federal Investigation Agency, 2013, “Raising Awareness – Fighting Human Trafficking” (Presentation), Federal Investigation Agency, Islamabad.

<sup>12</sup> Federal Investigation Agency, February 2013

<sup>13</sup> Saud Mirza, Federal Investigation Agency, 2014, “Fight against Human Trafficking- An appraisal”.



The following graph illustrates the overall deportation patterns for Pakistan between 2007 and 2013 and linear forecast for the next two-year time period:



Graph 1: Total Deportees to Pakistan (2007-2013)

### 3.3.1. Major routes

The UNODC’s Global report on Trafficking in Persons estimated the existence of 460 distinctive trafficking routes between 2007 and 2010<sup>14</sup>. Pakistanis have largely been detected while illegally entering Iran, Turkey, Greece, Oman and Spain. Major routes observed by the FIA<sup>15</sup> include:

Pakistan → Iran → Oman → UAE

Pakistan → Iran → Turkey → Greece

Pakistan → Middle East → West Africa → Spain

UAE, Greece and Spain have been observed to be the most popular destination countries, whereas Iran, Turkey and Oman serve as transit countries on these routes<sup>16</sup>. It has also been previously observed that these countries are returning “more than a third” of the total deportees since 2010<sup>17</sup>.

<sup>14</sup> UNODC, 2012, Global Report on Trafficking in Persons. UNITED NATIONS, New York, 2012.

<sup>15</sup> Federal Investigation Agency, 2013, “Raising Awareness – Fighting Human Trafficking” (Presentation), Federal Investigation Agency, Islamabad.

<sup>16</sup> Iran (noted to be a country with major deportation trends for Pakistanis) is considered by the FIA as a major transit country on the routes to the UEA and Europe with a negligible number of Pakistanis remaining in the country.

<sup>17</sup> M Zhou - UNODC/COPAK, 2013, “Research and Analysis: People Smuggling and Human Trafficking in Pakistan”.



Figure 1: Major routes

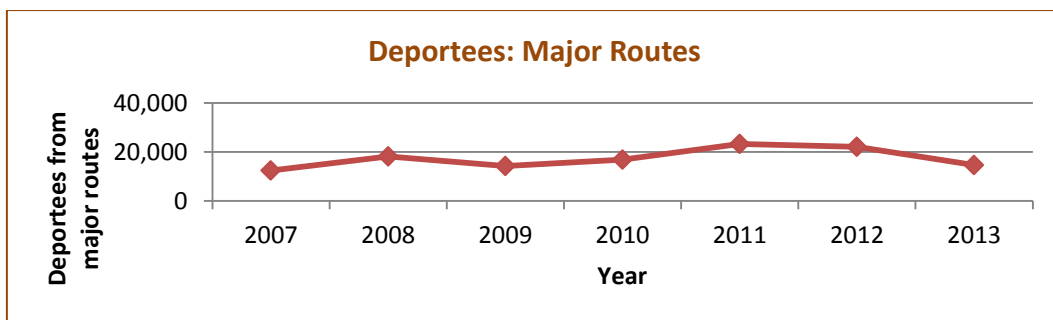
The overall figures suggest that deportation of Pakistani nationals from these countries is increasing. The total was lowest at the beginning of the time frame with 12,343 people returning in 2007 and the highest in 2011 with 23,196 being detected. The total increase experienced from 2007 to 2013 is + 18%.

Year	2007	2008	2009	2010	2011	2012	2013 <sup>18</sup>	% Change
Deportees	12,343	18,074	14,149	16,804	23,196	21,994	14,546	18%

Table 2: Total deportees on major routes

In total, deportees from these countries have followed an upward pattern in the period of analysis. The highest volume was 23,196 deportees in 2011 and the lowest in 2007 with 12,343. The totals show a decrease from 2008 to 2009 and then a sharp increase till 2011. The trend has been in decline since then.

The following graph illustrates the overall deportation patterns for Pakistanis between 2007 and 2013 from major routes:



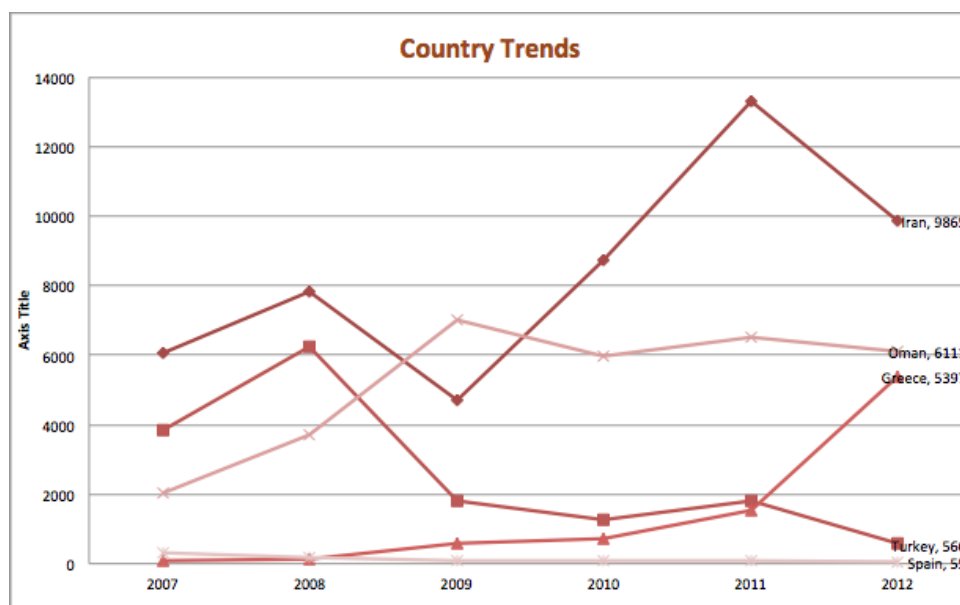
Graph 2: Total deportees on major routes (2007-2013)

Figures made available by the FIA (2007 to 2013) show that the highest number of deportees from a single country was in 2011 from Iran when 23,196 were detected. Iran has also consistently had the

<sup>18</sup> Figures available from the FIA which were up to May 2013 were updated through the following formula = (6061/5)\*12= 14546.4.

highest volume of deportees and followed roughly the same trends for the total period of analysis, apart from 2009, when the highest number was detected in Oman. The deportees from Turkey experienced a minor increase in 2008 and then a sharp decline for the rest of the time frame suggesting a change in route. Deportees from Greece increased exponentially from 81 in 2007 to 5,397 in 2012, which indicates an increasing use of this route over the period of analysis. The high volume to these transit and destination countries is also reflected in the high incidence of forced labour among young Pakistani men in the EU<sup>19</sup>.

The following graph depicts the changes in volume of deportees for main destination and transit countries for Pakistanis:



Graph 3: Country trends (2007-2012)

In 2007 the largest amount of deportees arrived back in Pakistan from Iran (6,075 or 49%), Turkey (3,825 or 31%) and Oman (2,028 or 16%). The numbers for Spain and Greece (334 and 81 respectively) were negligible for the same year.

By 2012 however the numbers show that Iran had 45% (9,865 total), Oman had 28% (6,111) and Greece had 24% (5,397). Turkey was deporting 3% of the total (566) and Pakistanis intercepted in Spain was again negligible (55%).

As mentioned previously, the total increase experienced over the period was 78.2%, however from some countries the volume increased exponentially over the same time frame.

Greece for example deported 6,563% more people in 2012 than in 2007. Iran also experienced an increase of 201.3% more deportees at the end of the period of analysis as compared to the beginning. The two countries experiencing a similar rate of decrease were Turkey and Spain with -85.2% and -83.5% experienced respectively,

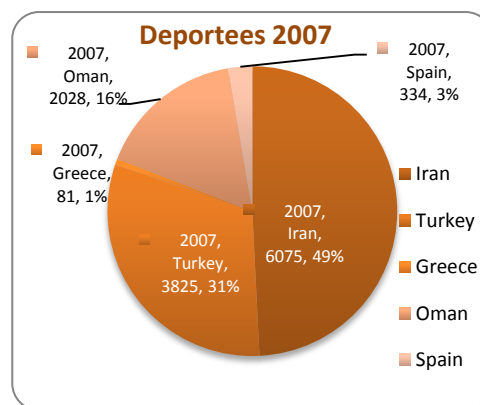


Figure 2: Deportee breakdown 2007

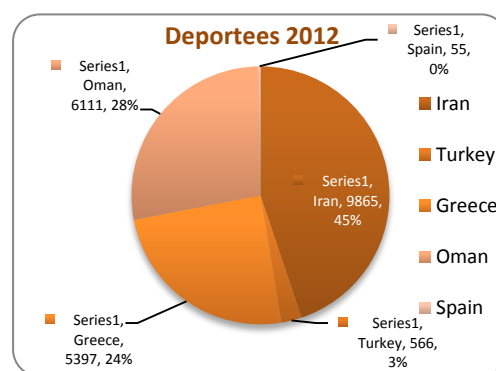


Figure 3: Deportee breakdown 2012

<sup>19</sup> M Zhou- UNODC/COPAK. 2013, Research and Analysis: People Smuggling and Human Trafficking in Pakistan.

though it is important to note that the totals for Turkey were significantly higher than Spain throughout the time frame.

The following table depicts the overall changes experienced in volume per country over the time period of 2005-2012 in detail.

Country	2007	2008	2009	2010	2011	2012 <sup>20</sup>	% Change
Iran	6,075	7,838	4,690	8,752	1,3282	9,865	62.4%
Turkey	3,825	6,220	1,785	1,275	1,795	566	-85.2%
Greece	81	135	576	725	1,519	5,397	6563%
Oman	2,028	3,692	7,017	5,978	6,506	6,111	201.3%
Spain <sup>21</sup>	334	189	81	74	94	55	-83.5%
<b>Total</b>	<b>12,343</b>	<b>18,074</b>	<b>14,149</b>	<b>16,804</b>	<b>23,196</b>	<b>21,994</b>	<b>78.2%</b>

Table 3: Country breakdown and changes (2007-2012)

Earlier UNODC's baseline research has found that the bulk of 'illegal migration' is occurring from Punjab, particularly from Gujrat, Gujranwala, Mandi Bahauddin, Dera Gazi Khan, Multan and Sialkot<sup>22</sup>. Recent numbers provided by the FIA show that currently the highest interceptions of potential victims of trafficking in persons and smuggling of migrants at Pakistani borders are mainly being observed in the port of Gwadar followed by Quetta and Turbat (624, 136 and 110 respectively for 2012 according to numbers provided by the FIA).

It has also previously been observed that the largest number of deportees arriving back by the sea route arrive from Oman and those coming back by air are largely returning from Spain and Turkey.

<sup>20</sup> Individual figures for 2013 not currently available.

<sup>21</sup> Numbers for Spain have been included in the analysis as it is observed to be one of the top five countries for deportation of Pakistani nationals by the FIA.

<sup>22</sup> "Baseline Study of Illegal Migration, Human smuggling and Trafficking in Pakistan (2009). Enterprise for Business & Development Management (EBDM). Available at <http://www.befare.org/Baseline%20Survey.pdf>"

Latest numbers available for interceptions for 2012 break down in the following manner:

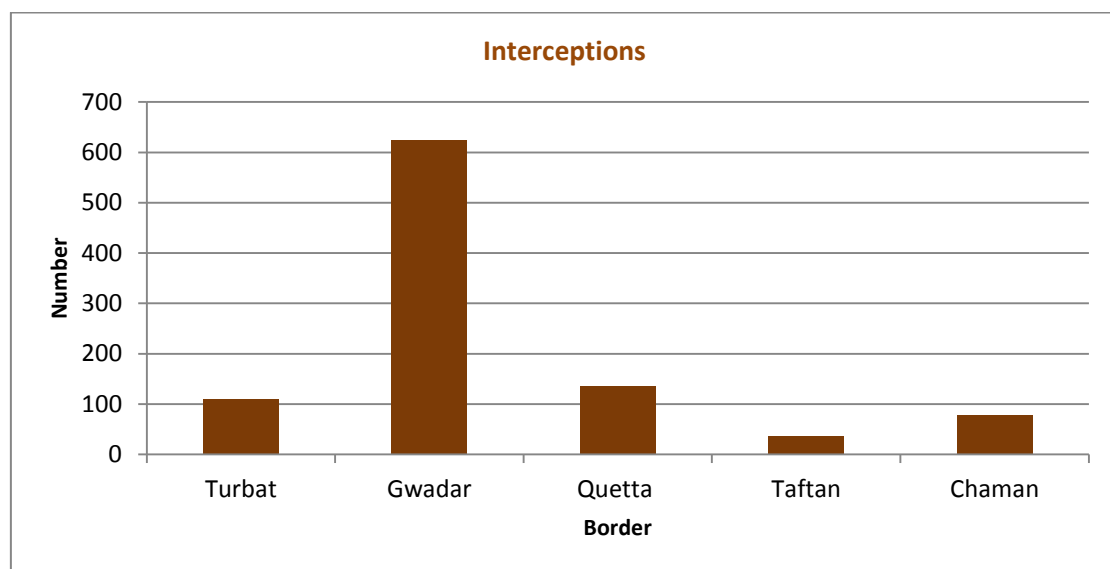


Figure 4: Location of interceptions at Pakistani borders in 2012

The largest number by far was intercepted at Gwadar, which is related to the above observed trend in increase in traffic along the Oman route over the time period. The high use of Gwadar can also be attributed to the shorter distance between the port and Oman as opposed to the Karachi port for example.

### 3.3.2. Inter-city comparison

The four cities with the highest numbers of interceptions in the country are Lahore, Gujranwala, Faisalabad and Peshawar. According to numbers from the FIA<sup>23</sup> all four display different patterns over the time period. The largest increase was experienced by Faisalabad (262% increase) with 163 interceptions as compared to 45 in 2008. Lahore also experienced a similar increase (197%) however the volume was significantly higher with an increase from 4,550 in 2009 to 13,508 interceptions in 2013. Gujranwala and Peshawar saw a substantial decrease in numbers, with only 410 as compared to 4,156 and, 12 as compared to 155, respectively. The following table and graphs resent the trends in more details.

City	2008	2013	Percentage change
Faisalabad	45	163	262%
Lahore	4,550 (latest figure available for 2009)	13,508	197%
Gujranwala	4,156	410	-90 %
Peshawar	155	12	-92 %

Table 4: Inter-city comparison

Lahore displayed a steady pattern for the first four years and then experienced an extreme increase in 2013. Gujranwala had shown significant decrease before rising again in 2012 and falling in 2013. Faisalabad experienced a sharp increase in the first half and fell steadily from 2010 to 2012 before rising again in 2013. Peshawar was also experiencing an increase in 2008 which started to decline in

<sup>23</sup> Data request from the FIA.

2009. The linear trend lines show that Lahore will continue to experience an increase; Faisalabad shows an even line whereas both Peshawar and Gujranwala show a steady decrease.

### 3.4. Domestic trafficking: Forced and bonded labor

UNODC global report predicts that 45% of the victims of trafficking are regional (within the same sub-region or border), 27% are domestically trafficked, 24% are transcontinental, and only 4% are regional (trafficked from nearby sub region).<sup>24</sup> It has also been observed that “domestic trafficking cases rose from 19 per cent in 2007 to 31 percent in 2010”.<sup>25</sup>

According to the International Labor Organization (ILO) there are approximately 20.9 million people in forced labor conditions worldwide. The organization further estimated that about 18.7 million (90%) of these are being used in “private economy”<sup>26</sup> with 4.5 million (22%) in the sex industry and 14.2 million (68%) in forced labor conditions, largely concentrated in agricultural, construction, domestic and manufacturing sectors.<sup>27</sup> UNODC also found that “trafficking for the purpose of sexual exploitation accounts for 58 per cent of all trafficking cases detected globally, while trafficking for forced labor accounts for 36 per cent”.<sup>28</sup>

Similar, reliable data or statistics on the exact state of internal trafficking and bonded labor in Pakistan are unavailable (however the estimates for Asia generally put it at 3.3 per 1000 inhabitants).<sup>29</sup>

Pakistan was ranked number three out of the 162 countries ranked in the Global Slavery Index<sup>30</sup> and even though data on the exact nature of the phenomenon is not available some related figures highlight the extent of the problem in the country. According to the Asian Human Rights Commission (AHRC) about 2,000,000 – 2,200,000 people were trapped “forms of modern slavery” in the country<sup>31</sup>. The Society for Protection of the Rights of the Child (SPARC) estimates that eight million children are forced into some form of informal labour<sup>32</sup>. Some regional approximations are also available. In 2012 the Human Rights Commission of Pakistan (HRCP) estimated that there are three to eight million people in Sindh and Punjab who are in forced or bonded labour conditions<sup>33</sup>. Baseline survey data in 2009 indicated that Quetta, Rahim Yar Khan, Peshawar, Nowshera, Mardan and Swabi had higher volumes of internally trafficked victims than other areas<sup>34</sup>.

Several reasons have been cited for the prevalence of domestic trafficking and related forced labour in Pakistan. Poverty, lack of access to education, widespread unemployment, rural-urban migration, large amounts of internally displaced people and the growth of the informal sector are some of the more commonly mentioned reasons. However *traditional customs*<sup>35</sup> have been cited as one of the

---

<sup>24</sup> “Distribution of Domestic, regional and trans-regional flows” in [http://www.unodc.org/documents/data-and-analysis/glotip/Trafficking\\_in\\_Persons\\_2012\\_web.pdf](http://www.unodc.org/documents/data-and-analysis/glotip/Trafficking_in_Persons_2012_web.pdf)

<sup>25</sup> UNODC, 2012, Global Report on Trafficking in Persons. UNITED NATIONS, New York, 2012.

<sup>26</sup> Not imposed by the state but employed in the private sector.

<sup>27</sup> [http://www.ilo.org/wcmsp5/groups/public/---ed\\_norm/---declaration/documents/publication/wcms\\_182004.pdf](http://www.ilo.org/wcmsp5/groups/public/---ed_norm/---declaration/documents/publication/wcms_182004.pdf)

<sup>28</sup> UNODC, 2012, Global Report on Trafficking in Persons. UNITED NATIONS, New York, 2012.

<sup>29</sup> International Labor Organization, 2012, ‘ILO Global Estimate of Forced Labour’. Available online at:

[http://www.ilo.org/wcmsp5/groups/public/---ed\\_norm/---declaration/documents/publication/wcms\\_182004.pdf](http://www.ilo.org/wcmsp5/groups/public/---ed_norm/---declaration/documents/publication/wcms_182004.pdf)

<sup>30</sup> <http://www.globallslaveryindex.org/report/?download>

<sup>31</sup> <http://www.humanrights.asia/news/ahrc-news/AHRC-ART-123-2013>

<sup>32</sup> Society for Protection of the Rights of the Child (SPARC) 2006, “Fading Light: Pakhtunkhwa. Study on Child Trafficking” cited in Aurat Foundation and United States Agency for International Development (USAID), December 2012, “Internal Trafficking of Women and Girls in Pakistan- A Research Study”. Available online at

<http://www.af.org.pk/gep/Research%20Studies%20%28Gender%20Based%20Violence%29/study%20on%20trafficking%20final.pdf>

<sup>33</sup> <http://tribune.com.pk/story/315246/debt-bondage-three-to-eight-million-people-work-as-bonded-labour-in-pakistan/>

<sup>34</sup> “Baseline Study of Illegal Migration, Human smuggling and Trafficking in Pakistan (2009). Enterprise for Business & Development Management (EBDM). Available at <http://www.befare.org/Baseline%20Survey.pdf>”

<sup>35</sup> “Baseline Study of Illegal Migration, Human smuggling and Trafficking in Pakistan (2009). Enterprise for Business & Development Management (EBDM). Available at <http://www.befare.org/Baseline%20Survey.pdf>”

main causes of trafficking in children and child labor in Pakistan by The Aurat Foundation which notes that "certain cultural practices that are closely linked to internal trafficking are so widespread and accepted they are not viewed as trafficking and hence never reported"<sup>36</sup>. Some of these "culturally sanctioned practices of trafficking" include:

- ♦ Practice of bonded labour
- ♦ Forced labour
- ♦ Domestic servitude
- ♦ Bride price
- ♦ Swara<sup>37</sup>

Bonded, forced labor and domestic servitude might account for a larger amount of the trafficked victims as some studies<sup>38</sup> have found that forced labor, as opposed to sexual exploitation, is a more potent reason for widespread trafficking in Pakistan and the "trafficking occurs from rural to urban areas mainly for economic reasons"<sup>39</sup>. For example it has been reported that there are about 1.8 million agricultural sharecroppers as well as 1 million brick kiln workers in conditions of bonded labor in Pakistan<sup>40</sup>.

However, even though it is more difficult to quantify cultural practices like 'Swara' (mentioned above) where "girls are given in marriage as a form of dispute resolution"<sup>41</sup>, these are also very prevalent in the country. This can be seen as belonging to a larger sub-set of the widespread practice of child marriage in Pakistan. Some other forms of child marriage according to the NGO Sahil<sup>42</sup> include "Watta Satta" where brides are exchanged (a brother and sister married to a brother and sister in another household) in tribal areas. According to the World Bank this practice results in about 30% of all rural marriages<sup>43</sup>. "Pait Likkhi" is also common where parents betroth children prior to or right after birth<sup>44</sup>. Religious minorities and women are seen to be particularly vulnerable to cultural practices resulting in trafficking or forced labor<sup>45</sup>.

---

<sup>36</sup> Aurat Foundation and United States Agency for International Development (USAID), December 2012, "Internal Trafficking of Women and Girls in Pakistan- A Research Study" . Available online at <http://www.af.org.pk/gep/Research%20Studies%20%28Gender%20Based%20Violence%29/study%20on%20trafficking%20final.pdf>

<sup>37</sup> Aurat Foundation and United States Agency for International Development (USAID), December 2012, "Internal Trafficking of Women and Girls in Pakistan- A Research Study" . Available online at <http://www.af.org.pk/gep/Research%20Studies%20%28Gender%20Based%20Violence%29/study%20on%20trafficking%20final.pdf>

<sup>38</sup> Society for Protection of the Rights of the Child (SPARC) 2006, "'Fading Light: Pakhtunkhwa. Study on Child Trafficking" cited in Aurat Foundation and United States Agency for International Development (USAID), December 2012, "Internal Trafficking of Women and Girls in Pakistan- A Research Study" . Available online at

<http://www.af.org.pk/gep/Research%20Studies%20%28Gender%20Based%20Violence%29/study%20on%20trafficking%20final.pdf>

<sup>39</sup> Society for Protection of the Rights of the Child (SPARC) 2006, "'Fading Light: Pakhtunkhwa. Study on Child Trafficking" cited in Aurat Foundation and United States Agency for International Development (USAID), December 2012, "Internal Trafficking of Women and Girls in Pakistan- A Research Study" . Available online at

<http://www.af.org.pk/gep/Research%20Studies%20%28Gender%20Based%20Violence%29/study%20on%20trafficking%20final.pdf>

<sup>40</sup> Aurat Foundation and United States Agency for International Development (USAID), December 2012, "Internal Trafficking of Women and Girls in Pakistan- A Research Study" . Available online at <http://www.af.org.pk/gep/Research%20Studies%20%28Gender%20Based%20Violence%29/study%20on%20trafficking%20final.pdf>

<sup>41</sup> Sahil, "Crue1Numbers 2012 - A compilation of statistics on child sexual abuse cases in Pakistan", <http://www.sahil.org/research/cruel%20number%202012.pdf>

<sup>42</sup> Sahil, "Crue1Numbers 2012 - A compilation of statistics on child sexual abuse cases in Pakistan", <http://www.sahil.org/research/cruel%20number%202012.pdf>

<sup>43</sup> Hanan G. Jacoby and Ghazala Mansuri, 2007, "[Watta Satta: Bride Exchange and Women's Welfare in Rural Pakistan](#)", World Bank Policy Research Working Paper 4126, February 2007 (Washington DC)

<sup>44</sup> Sahil, "Crue1Numbers 2012 - A compilation of statistics on child sexual abuse cases in Pakistan", <http://www.sahil.org/research/cruel%20number%202012.pdf>

<sup>45</sup> <http://www.humanrights.asia/news/ahrc-news/AHRC-ART-123-2013>

The prevalence of child marriage in Pakistan can also be attributed to the legal structure, with the “Child Marriages restraint Act 1929” which currently puts a minimum age of just 16 for the bride. However religious authority is a significant influence especially in the rural and tribal areas where this practice is more common. In March 2014 The Council of Islamic Ideology (CII) declared that there is no minimum age for marriage. The Chairman of the council also stated that “the laws limiting the age for both the segments of marriage are un-Islamic and needed to be rectified<sup>46</sup>”. It is currently being reported that 43% of the victims of early marriage are 11-15 years and 32% are 6-10 years old<sup>47</sup>. Rulings like these further reinforce cultural practices responsible for trafficking of minors in the country.

### 3.5. Classification

According to the US Department of State’s Trafficking in Persons report, 2013, Pakistan was classified as a Tier-II country<sup>48</sup>. These countries are defined by the Office to Monitor and Combat Trafficking in Persons as “countries whose governments do not fully comply with the TVPA’s minimum standards, but are making significant efforts to bring themselves into compliance with those standards<sup>49</sup>”.

The country did not show any marked changes in classification over the period of 2008-2013 during which Pakistan’s classification remained Tier-II with the exception of 2009 where it slipped into the Tier II Watch list. Incidentally the period of 2007-2008 immediately preceding this had also displayed the highest increase in the number of Pakistani deportees from foreign countries (please see next section for more details). In 2014 the US Department of State Trafficking in Persons report reclassified Pakistan as a Tier-II watch List country<sup>50</sup>.

The countries catalogued in this list (in addition to the characteristics of Tier II countries) also display the following traits:

- a. The absolute number of victims of severe forms of trafficking is very significant or is significantly increasing.
- b. There is a failure to provide evidence of increasing efforts to combat severe forms of trafficking in persons from the previous year.
- c. The determination that a country is making significant efforts to bring itself into compliance with minimum standards was based on commitments by the country to take additional future steps over the next year.”<sup>51</sup>

Countries on the Tier-II watch List have to face significant repercussions. Those on the list for two consecutive years automatically slide down into Tier-III. Countries in this category immediately have all aid suspended by the US Government except on humanitarian grounds. Only the President of USA can directly issue a waiver for continuation of necessary aid to Tier-III countries. China and Russia are now in Tier-III. Sri Lanka is in Tier-II Watch List<sup>52</sup>.

---

<sup>46</sup> The Dawn, 10-03-2014, [Pakistani laws prohibiting underage marriage un-Islamic: CII](http://www.dawn.com/news/1092468/pakistani-laws-prohibiting-underage-marriage-un-islamic-cii)

<http://www.dawn.com/news/1092468/pakistani-laws-prohibiting-underage-marriage-un-islamic-cii>

<sup>47</sup> Sahil, “Crue1Numbers 2012 - A compilation of statistics on child sexual abuse cases in Pakistan”, <http://www.sahil.org/research/cruel%20number%202012.pdf>

<sup>48</sup> Office to Monitor and Combat Trafficking in Persons, US Department of State Trafficking in Persons Report, 2013, <http://www.state.gov/documents/organization/210737.pdf>

<sup>49</sup> Office to Monitor and Combat Trafficking in Persons, US Department of State [Trafficking in Persons Report, 2011](http://www.state.gov/j/tip/rls/tiprpt/2011/164228.htm), <http://www.state.gov/j/tip/rls/tiprpt/2011/164228.htm>

<sup>50</sup> Office to Monitor and Combat Trafficking in Persons, US Department of State Trafficking in Persons Report, 2014, <http://www.state.gov/documents/organization/226848.pdf>

<sup>51</sup> Office to Monitor and Combat Trafficking in Persons, US Department of State [Trafficking in Persons Report, 2011](http://www.state.gov/j/tip/rls/tiprpt/2011/164228.htm), <http://www.state.gov/j/tip/rls/tiprpt/2011/164228.htm>

<sup>52</sup> Key stakeholder interview



#### 4. Push factors and pull factors

Trafficking in persons and smuggling of migrants in the Pakistani context has been affected by several 'Push' and 'Pull' factors over the time period of consideration. The sections below provide an analysis of the effect of some these factors on the flow of trafficked persons and smuggled migrants.

##### 4.1.1. Push factors

Pakistan is classified as a lower middle-income country and has been facing persistent socio-economic challenges over the time period being considered. These negative socio-economic indicators could serve as major push factors for Human Trafficking and Migrant Smuggling activity in the country.

##### Economic indicators

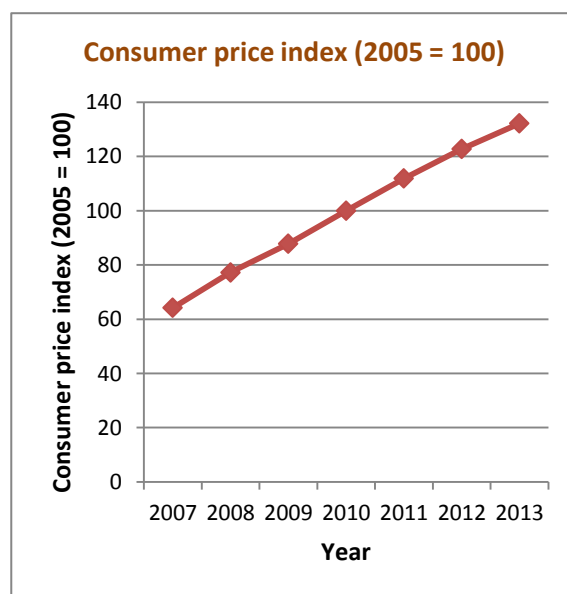
Pakistan's economy has been suffering from various systemic issues. Exponentially rising inflation, consistently escalating consumer price index and increasing unemployment, coupled with decreasing economic growth and investment have pushed a significant part of the population below the poverty line in the timeframe. In fact the poverty headcount ratio for Pakistan was (people living under \$1.25 a day) 21.4% of population in 2008<sup>53</sup>.

As noted earlier, the largest number of deportees to Pakistan was experienced in 2007-2008. This is the same period when the GDP growth rates in the country have largely been declining with the sharpest decline experienced between 2007 and 2008. The linear trend line shows a continuing decline for the next couple of years.

Inflation, which has been rising since 1960, (increasing from 3.71% to 7.69%, a percentage increase of over 107% during 1960 to 2013) was also at its peak in 2008 at 20.29%<sup>54</sup>.

The Consumer Price Index has also been consistently increasing over the time period of analysis, rising from 64.23 to 132.20, a percentage increase of over 106%.<sup>55</sup>

The total national population has also been consistently rising in the period<sup>56</sup>, which has put further strain on limited available resources.



Graph 4: Pakistan Consumer Price Index (2007-2013)



Graph 5: Pakistan Inflation rate (2007-2013)

<sup>53</sup> World Bank Metadata Pakistan, available online at: <http://api.worldbank.org/v2/en/country/pak?downloadformat=excel>

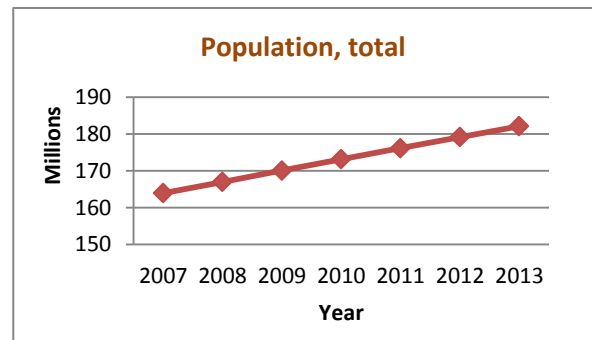
<sup>54</sup> World Bank Metadata Pakistan, available online at: <http://api.worldbank.org/v2/en/country/pak?downloadformat=excel>

<sup>55</sup> World Bank Metadata Pakistan, available online at: <http://api.worldbank.org/v2/en/country/pak?downloadformat=excel>

<sup>56</sup> World Bank Metadata Pakistan, available online at: <http://api.worldbank.org/v2/en/country/pak?downloadformat=excel>

Enormous income disparity is also present in the country with UNICEF reporting that the bottom 40% have 21% of the household income and the top 20% have 42% of the household income<sup>57</sup>. Unemployment among the youth was high, with 8 % of the population between 15-24 years old unemployed in 2007 and rising to 9% by 2013<sup>58</sup>. 12%<sup>59</sup> of this population was female in 2013, forming a group seen as particularly vulnerable to the trafficking industry.

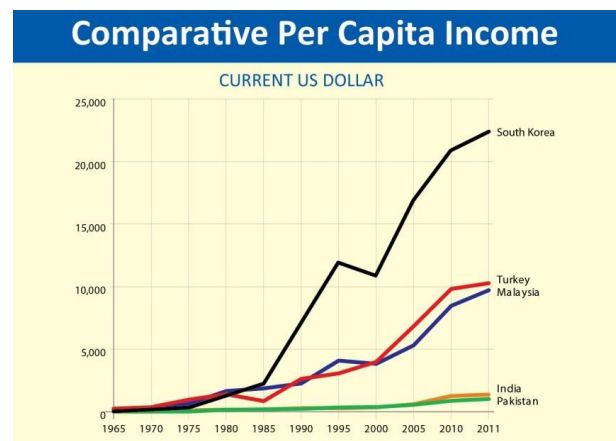
This lack of economic opportunities in the country has been further aggravated by the dearth of educational opportunities in the time frame. Literacy rates were observed to be 55% (67 % male and 42% female) in 2011 (latest national estimates available)<sup>60</sup>. Lack of access to education can also contribute to vulnerability to trafficking in persons and smuggling of migrants.



Graph 6: Pakistan Population growth (2007-2013)

### Social indicators

Pakistan Vision 2025 has been framed to address the country's specific aspirations, needs and challenges, while remaining pragmatically anchored within the global, regional and national contexts and its implications. The graph 7 shows that many countries that were behind Pakistan economically in 1960s have overtaken us in the last three decades (based on Pakistan Vision 2025).



Graph 7: Many countries have over taken Pakistan in the last decades

Health expenditure was 3.5% of GDP in 2007 however latest estimates put it at only 3.1 %<sup>61</sup> in 2012. In 2012 (latest estimates available) it was reported that 52.4% and 8.6% of the population didn't have access to improved sanitation facilities and improved drinking water respectively<sup>62</sup>. 66% (without access to improved sanitation) and 11% (without access to improved drinking water) of this population was rural<sup>63</sup>, causing a pull factor for rural-urban migrants, mentioned earlier as a vulnerable group.

Further push factors can be observed to be the rising crime rates. During 2000-2010, recorded incidents of crime against persons displayed an increase of 43.8 %<sup>64</sup>.

National energy production was also declining with local news reporting electricity as falling short of demand by about 6000 Megawatt<sup>65</sup> in some areas of the country. According to The Economist

<sup>57</sup> [http://www.unicef.org/infobycountry/pakistan\\_pakistan\\_statistics.html](http://www.unicef.org/infobycountry/pakistan_pakistan_statistics.html)

<sup>58</sup> The World Bank, 2014. "Pakistan Metadata", Available online at: <http://data.worldbank.org/country/pakistan>

<sup>59</sup> The World Bank, 2014. "Pakistan Metadata", Available online at: <http://data.worldbank.org/country/pakistan>

<sup>60</sup> The World Bank, 2014. "Pakistan Metadata", Available online at: <http://data.worldbank.org/country/pakistan>

<sup>61</sup> The World Bank, 2014. "Pakistan Metadata", Available online at: <http://data.worldbank.org/country/pakistan>

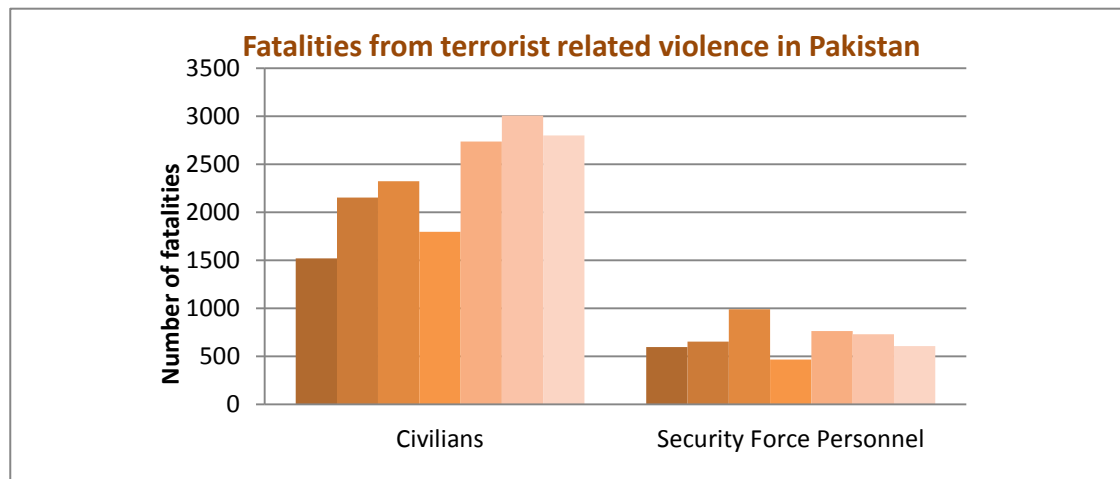
<sup>62</sup> The World Bank, 2014. "Pakistan Metadata", Available online at: <http://data.worldbank.org/country/pakistan>

<sup>63</sup> The World Bank, 2014. "Pakistan Metadata", Available online at: <http://data.worldbank.org/country/pakistan>

<sup>64</sup> Tariq, H, 2011, 'Crime Trends in Pakistan 2000-2010', UNODC, 2011.

<sup>65</sup> <http://www.thenews.com.pk/Todays-News-2-110983-I-am-a-Pakistani-and-I-want-to-commit-suicide%21>

merely 40% of current demand<sup>66</sup> for electricity was being supplied. As most of this energy was produced using fossil fuels, CO2 emissions stood at 161,396 Kilotons in 2010<sup>67</sup>.



Graph 8: Fatalities from Terrorist Related Violence in Pakistan (2007-2013)

Additionally, several large scale natural disasters and associated economic costs over the last decade have further contributed to unemployment and strain on national resources. Data from the UN Office for Disaster Risk Reduction (UNISDR) reveals that over the 30-year period of 1980-2010 a total of 138 natural disasters have been reported in Pakistan, killing 87,053 and affecting 58,098,719 people<sup>68</sup>. The resulting masses of Internally Displaced People (IDPs) are particularly vulnerable to trafficking and smuggling of migrants. Furthermore, according to UNICEF 420,000 children have been orphaned due to these recent natural disasters and drone attacks<sup>69</sup>, creating another potentially vulnerable group.

The period of analysis has also seen escalating fatalities from terrorist related violence according to figures from The South Asia Terrorism Portal (SATP)<sup>70</sup>. Graph 8 depicts the increase in terrorist related violence experienced over the time period.

The largest increases in civilian fatalities have been in the periods of 2007-2008 and 2010-2011; and those in security personnel fatalities have been in the periods of 2008-2009 and 2010-2011. Additionally more than one million people have been displaced by the armed conflict<sup>71</sup> according to the Aurat Foundation<sup>72</sup>.

Bomb blasts in the country were also reported to be at a peak in 2007 during the period of analysis with 678 separate incidents reported that year. After that, the trend continued to decline till 2010, after which an increase has been experienced<sup>73</sup>.

<sup>66</sup> <http://www.economist.com/blogs/banyan/2012/05/pakistan%E2%80%99s-energy-crisis>

<sup>67</sup> The World Bank, 2014. "Pakistan Metadata", Available online at: <http://data.worldbank.org/country/pakistan>

<sup>68</sup> UNISDR, <http://www.preventionweb.net/english/countries/statistics/?cid=129>

<sup>69</sup> [http://www.unicef.org/infobycountry/pakistan\\_pakistan\\_statistics.html](http://www.unicef.org/infobycountry/pakistan_pakistan_statistics.html)

<sup>70</sup> Fatalities in Terrorist Violence in Pakistan 2003-2013, Available online at: <http://www.satp.org/satporgtp/countries/pakistan/database/casualties.htm>

<sup>71</sup> The report does not detail the specific armed conflict being referred to, however as mentioned in this report Pakistan has been subject to various internal conflicts due to the presence of armed non-state groups in the period of analysis.

<sup>72</sup> Aurat Foundation and United States Agency for International Development (USAID), December 2012, "Internal Trafficking of Women and Girls in Pakistan- A Research Study" . Available online at <http://www.af.org.pk/gep/Research%20Studies%20%28Gender%20Based%20Violence%29/study%20on%20trafficking%20final.pdf>

<sup>73</sup> Pakistan Data Sheets, <http://www.satp.org/satporgtp/countries/pakistan/database/index.html>

The period of 2007-2008 also saw the formation of Tehreek-e-Taliban Pakistan (TTP)<sup>74</sup>, the Laal Masjid (Red Mosque) incident<sup>75</sup> and the Lawyers movement<sup>76</sup>, all of which served as further destabilizing agents for governance in the country.

The considerable push factors for potential victims of trafficking in persons and smuggling of migrants from Pakistan are apparent from the above analysis. During the time period under consideration Pakistan has experienced an economic slowdown, destabilization of government, social unrest and a massive increase in extremism and sectarian related violence. In Senator Raja Zafarul Haq's words, "thousands of Pakistanis today were opting to go abroad for a better economic future"<sup>77</sup>.

#### 4.1.2. Pull factors

Trafficking in persons and smuggling of migrants in the Pakistani context is also affected by several pull factors, some of which are discussed below:

#### Legal migration flows and established migration routes

Research carried out by the Center for Immigration Studies (CIS) found that "illegal immigration is a function of legal immigration"<sup>78</sup>. Frequent routes for legal migration are correlated to routes for illegal migration through the creation of economic and social networks. It has been noted that regions with large traffic flows have a higher risk of exploitation by illegal networks. Associated social networks formed due to legal migration can also support parallel illegal trafficking and migrant smuggling networks. 'Kinship' networks formed with relatives aboard for example have been seen to "operate in parallel to commercial ones, webbing together the interests of profiteering migrants turned agents, local industrialists, corrupt state officials and criminal underworld elements"<sup>79</sup>. It has also been observed that increased "flows in finance, goods and services" between countries also lead to a "major flow of illegal immigrants"<sup>80</sup>.

---

<sup>74</sup> The Tehreek-e-Taliban Pakistan (TTP) is an Islamist militant group active in the northwestern Federally Administered Tribal Areas and KPK, which brings together several smaller militant groups. Operating since 2002 the Tehrik-i-Taliban Pakistan announced their formation in 2007. The Pakistani government banned the organization in 2008. The TTP has been responsible for major violence and terrorists incidents throughout its existence and is currently being approached by the Pakistani government for peace talks over its demands to implement Sharia law in Pakistan.

<sup>75</sup> The Laal Masjid siege in July 2007 is a complicated incident involving several factors, including the demolishing of seven illegally constructed mosques by the government, which came under the influence of Laal Masjid, one of the oldest mosques in Islamabad, leading to discontent among the two clerics and the announcement of Fatwas. Students of clerics took to the streets to protest various 'unislamic' practices in society, which included the kidnapping of a local brothel owner. Local video shop-owners were threatened and told to close down their businesses. The several factors culminated in the July siege of the mosque where the leaders and students barricaded themselves inside. Eventually several students left under the promise of amnesty. One cleric Abdul Aziz Ghazi was captured while trying to escape the mosque disguised as a woman in a burka where as the other, Maulana Abdul Rashid Ghazi, refused to surrender and as a result commandos stormed the mosque culminating in several deaths, including Ghazi. This incident has been anecdotally linked to the announcement of the formation of the TTP in the following months.

<sup>76</sup> After Iftikhar Muhammad Chaudhry, Supreme Court Chief Justice of Pakistan was unconstitutionally removed by General Pervez Musharraf in March 2007, the Lawyers' Movement was started by the lawyers of Pakistan: its creation led to widespread protests and violence when protesting lawyers were attacked by law enforcement agencies. Iftikhar Muhammad Chaudhry was eventually reinstated by the proceeding government of Asif Zardari.

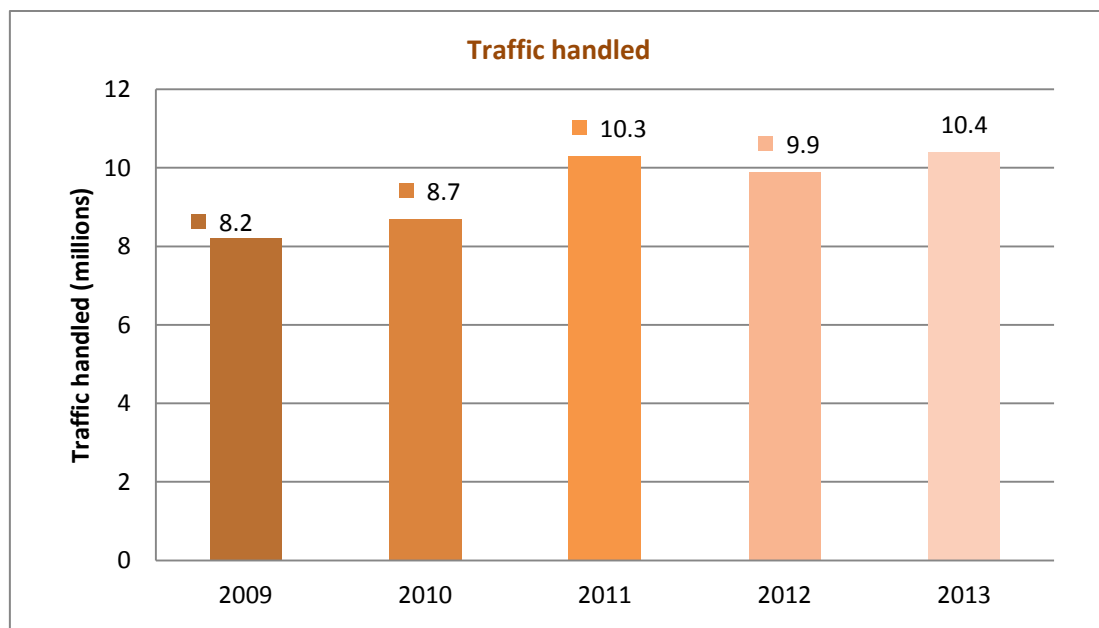
<sup>77</sup> Senator Raja Zafarul Haq in The Express Tribune, August 30, 2013, 'Human trafficking: First draft presented to lawmakers'. Available online at: <http://tribune.com.pk/story/597200/human-trafficking-first-draft-presented-to-lawmakers/>

<sup>78</sup> James R. Edwards Jr., 2006, "Two Sides of the Same Coin: The Connection Between Legal and Illegal Immigration", Available online at: <http://www.cis.org/sites/cis.org/files/articles/2006/back106.pdf>

<sup>79</sup> Ali Nobil Ahmad, 2011, Masculinity, Sexuality, and Illegal Migration: Human Smuggling from Pakistan to Europe', Ashgate Publishing, Ltd.

<sup>80</sup> [http://www.google.com/url?sa=t&rct=j&q=&esrc=s&source=web&cd=7&ved=0CF8QFjAG&url=http%3A%2F%2Fwww.joergalt.de%2Ffileadmin%2FDateien%2FJoerg\\_Alt%2FEnglish%2FEnglish\\_Executive\\_Summary.doc&ei=rg4gU8q-I8G30QW2t4DQCw&usq=AFQjCNHdK5J0JaBbU479st1iL6SLZ1-J8A&sig2=oSwGqXS3tiv2RvDJbiMx8A&bvm=bv.62788935,d.d2k&cad=rja](http://www.google.com/url?sa=t&rct=j&q=&esrc=s&source=web&cd=7&ved=0CF8QFjAG&url=http%3A%2F%2Fwww.joergalt.de%2Ffileadmin%2FDateien%2FJoerg_Alt%2FEnglish%2FEnglish_Executive_Summary.doc&ei=rg4gU8q-I8G30QW2t4DQCw&usq=AFQjCNHdK5J0JaBbU479st1iL6SLZ1-J8A&sig2=oSwGqXS3tiv2RvDJbiMx8A&bvm=bv.62788935,d.d2k&cad=rja)

According to numbers from the FIA, the highest amount of traffic handled was 10.4 million in 2013<sup>81</sup>. The traffic for the time period of 2009-2013<sup>82</sup> has steadily increased from 8.2 to 10.4 million displaying an increase of about 27%. This increase in flow can be one of the reasons for the upsurge in irregular migration.



Graph 9: Traffic Handled from 2009-2013<sup>83</sup>

Additionally internal rural-urban migration resulting from differentials in perceived socio economic benefits can lead to the creation of vulnerable groups, and Pakistan with an urban population growth rate as high as 2.8%<sup>84</sup> remains exceptionally susceptible.

### Labour demands and remittances

Economic opportunity, labor shortages and aging populations in destination countries are also considered as pull factors for migration (both legal and smuggled). The remittances being sent back by the migrants abroad, filling these labor gaps (both legal and smuggled) are making a significant contribution to Pakistan's economy. The International Organization for Migration (IOM) estimates that USD 14,858 billion were received in 2013 in remittances<sup>85</sup>, the GDP for the previous year was USD 231.2 billion by comparison (the latest figures for GDP are available for 2012 from the World Bank)<sup>86</sup>. Data from the World Bank shows that the personal remittances being received have been increasing over the time period and as a percentage of the GDP the increase experienced was 4.2% to 5.8% over the same time frame.

<sup>81</sup> Saud Mirza, Federal Investigation Agency, 2014, "Fight against Human Trafficking- An appraisal".

<sup>82</sup> Numbers for 2007 and 2008 were unavailable.

<sup>83</sup> Numbers from 2007- 2008 were unavailable from the FIA at the time of data collection.

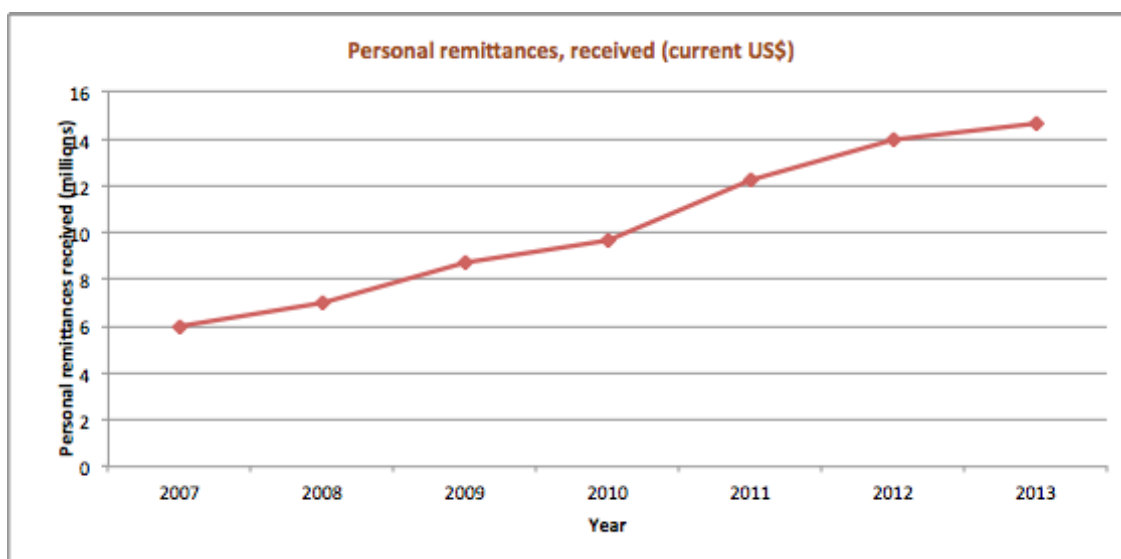
<sup>84</sup> The World Bank. "Pakistan Metadata", Available online at: <http://data.worldbank.org/country/pakistan>

<sup>85</sup> International Organization for Migration (IOM),

2013, 'Pakistan', Available online at: <http://www.iom.int/cms/pakistan>

<sup>86</sup> The World Bank. "Pakistan Metadata", Available online at: <http://data.worldbank.org/country/pakistan>

The following graph illustrates the trend observed:



Graph 10: Personal remittances received (2007-2013)

As stated by a key stakeholder “people leaving are usually unemployed as they are leaving for economic or social reasons. They send back remittances. The middle classes abroad are the ones sending back money, even if it is being sent back illegally”<sup>87</sup>. The ratio of remittances to GDP has also been consistently rising as is demonstrated by the table below.

Year	Personal remittances, received in Billions (USD)
2007	5.0
2008	7.0
2009	8.7
2010	10.0
2011	12.3
2012	14.7

Table 5: Personal remittances received (2007-2013)

#### 4.2. Associated illegal economy

Trafficking in persons and smuggling of migrants is an enormous business. Assessing the associated illegal economy however is a challenging task. The ILO estimates that the private sector generates 150 billion USD worldwide through the use of forced labor and 51.8 billion of this is in the Asia-Pacific region alone<sup>88</sup>.

<sup>87</sup> Key stakeholder interview.

<sup>88</sup> International Labour Organisation (ILO), 2014, "Profits and poverty: The economics of forced labour", Available online at [http://www.ilo.org/wcmsp5/groups/public/---ed\\_norm/---declaration/documents/publication/wcms\\_243027.pdf](http://www.ilo.org/wcmsp5/groups/public/---ed_norm/---declaration/documents/publication/wcms_243027.pdf).

The Interior Ministry estimates the existence of over 1,000 networks illegally transporting Pakistanis to various destination countries and reported to be ‘pocketing millions of rupees’<sup>89</sup> in the process.

Concrete evidence on the amounts charged by agents is not adequately documented but it is estimated that about USD 13,941 (PKR 15 lakhs = PKR 1,500,000)<sup>90</sup> is being charged by agents for destinations in Europe like France and Spain<sup>91</sup> with a similar amount of USD 13,011.43 - 14,870.21 (PKR 14 – 16 lakh) being charged for the United Kingdom<sup>92</sup>.

For the Far East it is estimated that USD 5,576.31 – 4,646.92 (PKR 5-6 lakhs) is charged for destinations like Malaysia and Indonesia<sup>93</sup>. Recent trends also show increased traffic to Australia with USD 6,505.7 (PKR 7 lakh) being charged<sup>94</sup>.

Based on the deportation numbers and the estimated amounts charged, the minimum <sup>96</sup>illegal economy<sup>97</sup> per year since 2007 can be estimated to be at least the following:

Year	Estimated illegal economy (USD) <sup>95</sup>
2007	796,658,445
2008	855,475,524
2009	725,001,705
2010	641,732,112
2011	750,973,788
2012	756,396,837
2013	926,058,807

Table 6: Estimated illegal economy (2007-2013)

Overall it can be observed that the numbers are increasing, however as these are based on deportation numbers, this is merely an estimate.

<sup>89</sup> Pakistan Today, 15 Aug 2011, ‘The struggle against human trafficking’, Available online at:

<http://www.pakistantoday.com.pk/2011/08/15/city/lahore/the-struggle-against-human-trafficking/>

<sup>90</sup> Exchange rate employed: 1 USD = 107.598 PKR

<sup>91</sup> Key Stakeholder interview, October 2013.

<sup>92</sup> M Zhou - UNODC/COPAK. 2013, Research and Analysis: People Smuggling and Human Trafficking in Pakistan.

<sup>93</sup> Key Stakeholder interview, September 2014.

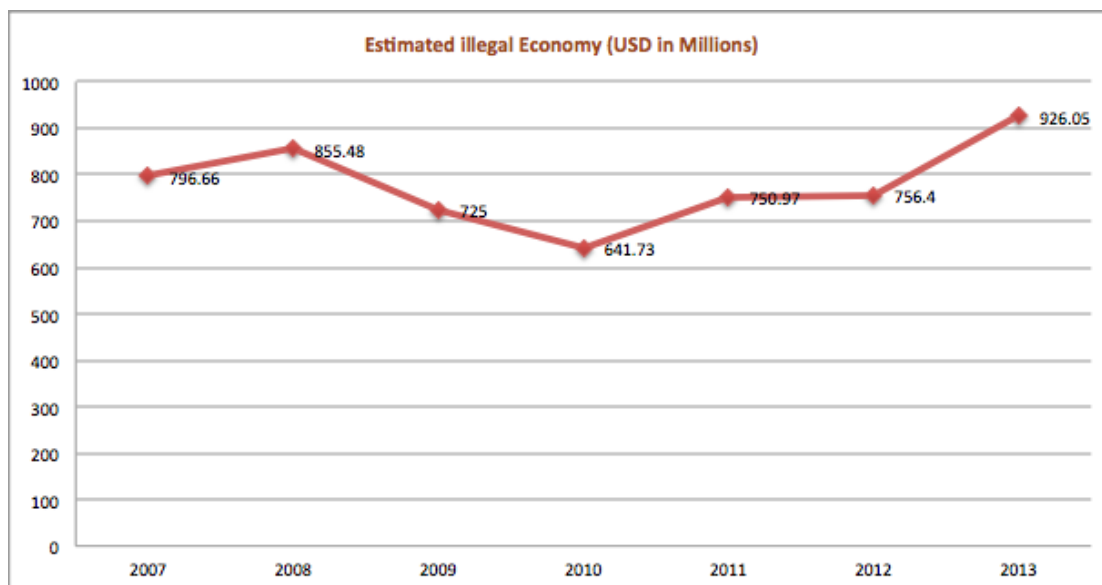
<sup>94</sup> Key Stakeholder interview, September 2014.

<sup>95</sup> Number based on money charged by smugglers multiplied by numbers deported, which is the minimum, but the best estimate that can be made given the nature of the activity.

<sup>96</sup> The number estimated here is a minimum, as it is based on deportation numbers which only account for illegal migrants intercepted.

<sup>97</sup> Formula used: No of deportees for the year \* USD 13,941 (using number for the most deportations in 2012 (Europe) as a baseline).

The following graph depicts the trends in the estimated illegal economy (USD) for the period.



Graph 11: Estimated illegal economy (2007-2013)

It has been observed that smuggling of migrants involves five groups of participants, which include:

- ♦ Migrant victims who are trafficked and transported
- ♦ Individuals recruiting victims for transport
- ♦ Buyers
- ♦ Facilitators
- ♦ Consumers <sup>98</sup>

Each participant is involved in an economic exchange, making it a complicated to track the money that changes hands through each stage of the process. However according to a key stakeholder interview, for Pakistan the total sum breaks down approximately in the following way for some of the services provided:

Service	Fee
Fake documents	2,7901 USD - 3,721 USD (PKR 3-4 lakh)
Travel expenses	930 USD - 1,860.47 USD (PKR 1-2 lakh)
Contacts aboard	930 USD - 1,860.47 USD (PKR 1-2 lakh)

Table 7: Estimated services and fees according to the FIA <sup>99</sup>.

It has also been observed by the authorities that the unwritten contract with the agent is three attempts at crossing. If detected the smuggled migrant is sentenced to 15 days in jail and a fine of between 200 to 1000 USD (PKR 20000 – 100000). If the detected smuggled migrant shares no specific information about the agent during the legal process he is able to receive 2 more attempts to take the same route without paying any additional fee to the agent <sup>100 101</sup>. This practice makes it

<sup>98</sup> Majeed A. Rahman, 2011, "Human Trafficking in the era of Globalization: The case of Trafficking in the Global Market Economy" in Tanscience Journal Vol 2, No 1 (2011).

<sup>99</sup> Based on figures for Far East destinations.

<sup>100</sup> Key stakeholder interview, September 2014.



extremely problematic for the LEAs to identify and apprehend agents supporting the smuggling of migrants.

#### 4.3. Victim profiles

The global estimate on trafficking breaks down in the following manner:<sup>102</sup>

Profile	Percentage share
Women	55-60%
Men	14-18%
Girls	15-20%
Boys	8-10%

Table 8: Global victim profiles

In South Asia, East Asia and the Pacific this breakdown is 39% child victims and 61% adult victims<sup>103</sup>. Concrete estimates on the exact profiles of victims are not available for Pakistan, but previous research has found that the general profiles of the victims of trafficking in persons were<sup>104</sup>:

- ♦ Young girls from poor families;
- ♦ Victims of war;
- ♦ Female victims of domestic violence;
- ♦ Indebted families
- ♦ Young boys from large, poor and landless families.

Education also has a role to play and the study found that out of the surveyed victims 35% were not educated and 27% were only educated on a primary level. It has also been observed that a large segment of the victims of trafficking in persons (from Pakistan to the EU as well as internally) are men for the reasons of bonded labor<sup>105</sup>. Profiles of the smuggled migrants deported back to Pakistan from 2005-2008 reveal that 80% were from Punjab, 11% were from KPK and 7% from Sindh. Deportees from AJK, GB and Baluchistan were not statistically significant<sup>106</sup>.

#### 4.4. Agent profiles

Globally agents have largely been observed to be adult males but women have been seen to be “involved in trafficking in persons than in most other crimes<sup>107</sup>”. In South Asia, East Asia and the Pacific of the people convicted of trafficking in persons 59% were male and 41% were female<sup>108</sup>.

In the Pakistani context, according to the FIA, the first point of contact is usually travel agents in major cities such as Lahore and Gujarat with potential victims<sup>109</sup> recruited predominantly through

<sup>101</sup> There is currently no reported way of accounting for in the local data collection system according to the FIA.

<sup>102</sup> UNODC, 2012, Global Report on Trafficking in Persons. UNITED NATIONS, New York, 2012.

<sup>103</sup> UNODC, 2012, Global Report on Trafficking in Persons. UNITED NATIONS, New York, 2012.

<sup>104</sup> "Baseline Study of Illegal Migration, Human smuggling and Trafficking in Pakistan (2009). Enterprise for Business & Development Management (EBDM). Available at <http://www.befare.org/Baseline%20Survey.pdf>"

<sup>105</sup> M Zhou- UNODC/COPAK, 2013, Research and Analysis: People Smuggling and Human Trafficking in Pakistan

<sup>106</sup> Enterprise for Business & Development Management (EBDM) June 2009, "Baseline Study on Illegal Migration, Human Smuggling and Trafficking in Pakistan"

<sup>107</sup> UNODC, 2012, Global Report on Trafficking in Persons. UNITED NATIONS, New York, 2012.

<sup>108</sup> UNODC, 2012, Global Report on Trafficking in Persons. UNITED NATIONS, New York, 2012.

<sup>109</sup> In the case of smuggling of migrants.

returnees who help align the individual with the agent<sup>110</sup>. The victim pays the total fee only to the agent, who in return arranges transport and other facilitation<sup>111</sup>.

Women remain negligible in this illegal economy. For example, out of the 21 agents identified in 2012 by the FIA Anti Human Trafficking Cell (AHTC) in Quetta, none were female<sup>112</sup>. This divergence of the numbers could be the existence of women in the more informal side of the industry (family members etc.) as opposed to directly being involved as agents. As noted by the Aurat Foundation, trafficking offenders in Pakistan in addition to professionals “can also be parents, step-parents, brothers, close male and female relatives, neighbors and friends”<sup>113</sup> which makes it problematic to profile and detect them.

#### 4.5. Legal action

In 2013 the various relevant LEAs carried out 3,164 interceptions, the largest amount by far was intercepted by the Frontier Corps<sup>114</sup> which can be due to the increased security in the frontier regions and Balochistan in relation to recent violence and militancy. A more detailed breakdown follows below.

LEA	Interceptions
FIA	714
Frontier Corps	1,882
Coast guards	398
Baluchistan/ Levies/ ISI	170

Table 9: Interceptions with LEAs

Global trends demonstrate that the “the number of convictions for trafficking in persons is generally very low. Notably, of the 132 countries covered, 16% did not record a single conviction between 2007 and 2010<sup>115</sup>”.

<sup>110</sup> They may have been deported or returned voluntarily.

<sup>111</sup> Key Stakeholder interview, September 2014.

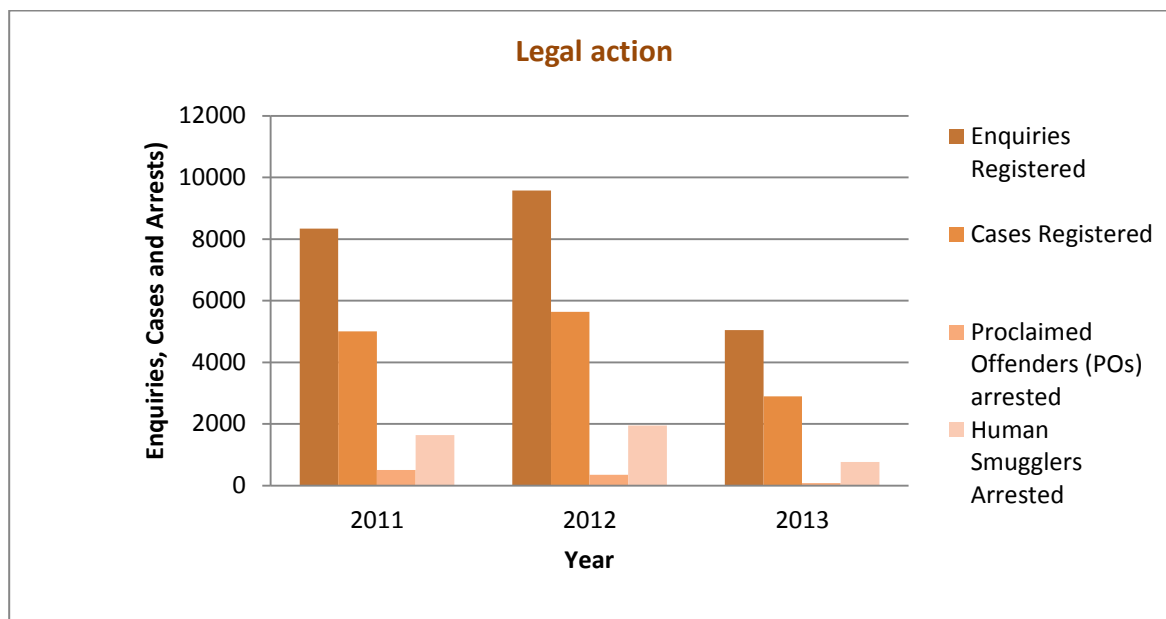
<sup>112</sup> Federal Investigation Agency, 2013, “Raising Awareness – Fighting Human Trafficking” (Presentation), Federal Investigation Agency, Islamabad.

<sup>113</sup> Aurat Foundation and United States Agency for International Development (USAID), December 2012, “Internal Trafficking of Women and Girls in Pakistan- A Research Study” . Available online at <http://www.af.org.pk/gep/Research%20Studies%20%28Gender%20Based%20Violence%29/study%20on%20trafficking%20final.pdf>

<sup>114</sup> Saud Mirza, Federal Investigation Agency, 2014, “Fight against Human Trafficking- An appraisal”.

<sup>115</sup> UNODC, 2012, Global Report on Trafficking in Persons. UNITED NATIONS, New York, 2012.

Over the past three years Pakistan has displayed the following trends:



Graph 12: Legal action taken (2011-2013)

The following table details the enquiries and cases registered<sup>116</sup> as well as the arrests<sup>117</sup> made by the FIA in the timeframe of 2011-2013<sup>118</sup>.

DESCRIPTION	2011	2012	2013
Enquiries registered	8,344	9,579	5,048
Cases registered	4,999	5,637	2,899
Proclaimed Offenders (POs) arrested	503	347	79
Migrant smugglers arrested	1,639	1,944	765

Table 10: Legal action taken (2011-2013)

Out of the 21 agents identified in 2012 by the FIA AHTC in QUETTA only six were arrested. Out of these only one was convicted under FIRs U/S 41/2012 U/S 22(b) EO 1979 whereas the rest remained on trial at the time of the reported numbers. It is also interesting to note that the remaining five cases being tried under 68/2012 U/S P&CHTO and 101/2012 U/S PACHTO<sup>119</sup>. Seven facilitators<sup>120</sup>

<sup>116</sup> The procedural qualification of “enquiry registered” versus “case registered” according to the FIA: Any complaint received is initially registered as an “enquiry” which is then converted into a “case” depending on available evidence. If the allegations are established then a First Information Report (FIR) is registered and it is qualified as a “case”. (Key Stakeholder interview, September 2014).

<sup>117</sup> Proclaimed Offenders (POs) are defined by the FIA as persons who may be witnesses or offenders who have refused to appear in court following an enquiry registered.

<sup>118</sup> Statistics provided by the FIA

<sup>119</sup> Federal Investigation Agency, 2013, “Raising Awareness – Fighting Human Trafficking” (Presentation), Federal Investigation Agency, Islamabad.

<sup>120</sup> Individuals connecting agents to the potential victims.

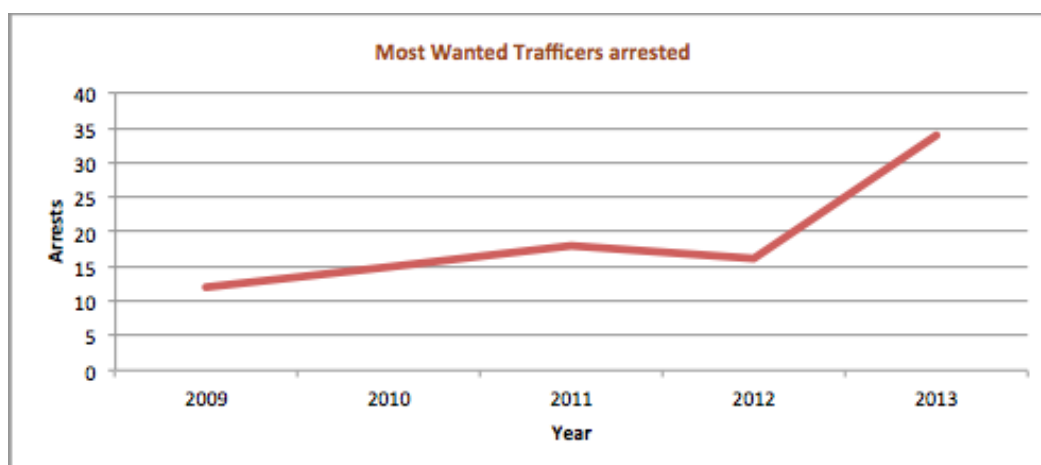
were also arrested in 2012 by the FIA AHTC in Quetta, 4 of which had been convicted while three were on trial at the time of reporting<sup>121</sup>.

Those convicted were tried under:

- ♦ 116/2012 3,13,14 Foreigner Act 1946)
- ♦ 123/2012 3,13,14 Foreigner Act 1946) R/w Section 5 Passport 1974
- ♦ 126/2012 3,13,14 Foreigner Act 1946) R/w Section 5 Passport Act, 1974
- ♦ 127/2012 3,13,14 Foreigner Act 1946) R/w Section 5 Passport Act, 1974<sup>122</sup>.

The agents still under trail are being charged under: 68/2012 U/S PACHTO 139/2012 U/S Passport Act, 1974, 139/2012 U/S Passport Act 1974<sup>123</sup>.

According to the Global Report on Human Trafficking the male to female ratio in prosecutions and convictions was 68% and 32% in 2007, the same as the global averages. By 2010 this has shown a minor increase in female share to 41% of the total whereas the global share had only increased to 33%<sup>124</sup>. This indicates that the number of female agents or traffickers is increasing in the region. However in the absence of gender-disaggregated numbers for convictions in Pakistan, it is not possible to see any national trend on this phenomenon. The arrest rate nevertheless can be seen to be increasing for the “most wanted traffickers”<sup>125</sup>. The FIA reports the following increase in identification and arrests of suspects<sup>126</sup>:



Graph 13: Most wanted traffickers arrested

#### 4.6. Relationship with terrorism and various drug routes

Trafficking in persons and smuggling of migrants was found by previous research to be an activity that isn't “discrete and insular...but generally cloaked by other crimes” and that it “is also being incorporated into the operations of terrorist groups<sup>127</sup>”. The existence of such routes can be

<sup>121</sup> Federal Investigation Agency, 2013, “Raising Awareness – Fighting Human Trafficking” (Presentation), Federal Investigation Agency, Islamabad.

<sup>122</sup> Federal Investigation Agency, 2013, “Raising Awareness – Fighting Human Trafficking” (Presentation), Federal Investigation Agency, Islamabad.

<sup>123</sup> Federal Investigation Agency, 2013, “Raising Awareness – Fighting Human Trafficking” (Presentation), Federal Investigation Agency, Islamabad.

<sup>124</sup> UNODC, 2012, Global Report on Trafficking in Persons. UNITED NATIONS, New York, 2012.

<sup>125</sup> “Most wanted traffickers” are described by the FIA as ‘most Wanted persons, absconders and proclaimed offenders involved in illegal immigration, human trafficking and human smuggling’. Details of how they are identified are not available.

<sup>126</sup> Saud Mirza, Federal Investigation Agency, 2014, “Fight against Human Trafficking- An appraisal”.

<sup>127</sup> Gonzalez, Elsie, 2013, “The Nexus between Human Trafficking and Terrorism/Organized Crime: Combating Human Trafficking By Creating a Cooperative Law Enforcement System”. Student Scholarship. Paper 227. Available online at: [http://erepository.law.shu.edu/student\\_scholarship/227](http://erepository.law.shu.edu/student_scholarship/227)

correlated to terrorism and drug routes as they can easily be used to move illegal drugs and members of extremist organizations without a legal footprint. In the case of the United States for example, it was found that “terrorist organizations not only utilize human trafficking for financial support, they also use human trafficking groups to obtain an entry point into the U.S.

It has been observed previously that terrorist organizations often engage in trafficking of persons through the recruitment of children for terrorist activities<sup>128</sup>. UN Special Rapporteur on trafficking in persons, Joy Ngozi Ezeilo, confirmed that “exploitation for armed groups” is one of the demand factors for trafficking in persons<sup>129</sup>.

Previous research on the subject also found that, like all enterprises and industries, terrorist activities were also affected by the global recession and has maintained that, “terrorist groups are now suspected of human trafficking to replace traditional sources, like contributions from rich donors that dried up<sup>130</sup>”.

There is evidence of interactivity between trafficking in persons, terrorist activity and drug related crime in Pakistan. A key stakeholder stated that “routes on which they take victims, may be similar and furthermore criminal gangs operating in different criminal enterprises cooperate with each other in facilitation of in-country and cross border trafficking routes<sup>131</sup>”. Given the economic trends discussed in the previous section it is highly likely that extremist groups within Pakistan are also likely to be involved in alternative funding activities including trafficking in persons and smuggling of migrants.

---

<sup>128</sup> Cinar, Bekir, "Human Trafficking is used for Recruiting Terrorists" (2010). Second Annual Inter-disciplinary Conference Human Trafficking, 2010. Paper 24, Available online at:

<http://digitalcommons.unl.edu/cgi/viewcontent.cgi?article=1023&context=humtrafconf2>

<sup>129</sup> <http://www.ohchr.org/EN/NewsEvents/Pages/Demandfostershumantrafficking.aspx>

<sup>130</sup> Gonzalez, Elsie, 2013 "The Nexus between Human Trafficking and Terrorism/Organized Crime: Combating Human Trafficking By Creating a Cooperative Law Enforcement System" (2013). Student Scholarship. Paper 227. Available online at:

[http://erepository.law.shu.edu/student\\_scholarship/227](http://erepository.law.shu.edu/student_scholarship/227)

<sup>131</sup> Key stakeholder interview, November 18, 13.



## 5. Conclusions

The national trends on trafficking in persons and smuggling of migrants in Pakistan have displayed an overall increase in the time period of 2007-2013. The number of deportees indicates a total change of +16% in volume and flow over the period. Within this timeframe the periods of 2007-2008 and 2010-2013 exhibited significant increases while a decline was experienced from 2008 to 2010. Number of deportees was the highest in 2013 with 66,427 individual cases and the lowest in 2010 with 46,032 cases.

The five countries exhibiting the highest amount of deportation statistics for Pakistanis include Iran, Turkey, Greece, Oman and Spain. UAE, Greece and Spain have been observed to be the most popular destination countries according to the FIA, whereas Iran, Turkey and Oman serve as transit countries on these routes. Deportation statistics from these countries display an overall increase of 18% over this time period. Domestic trafficking for forced or bonded labor in Pakistan has also been observed to be widespread and rising according to informed sources. The associated illegal economy has consequently also been rising and estimated at 926,058,807 USD<sup>132</sup> for 2013.

This increase in the volume and industry of trafficking in persons and smuggling of migrants in Pakistan can be seen to respond to trends in relevant macroeconomic indicators. In 2008 Pakistan witnessed the lowest GDP growth rates, the highest inflation, and consistently rising CPI. As a consequence of this increase in deportees Pakistan's Tier classification fell from Tier 2 to Tier 2 Watch List by 2009. The classification improved over 2010-2013, however due to the rise in deportees experienced during 2011-2013, by 2014 Pakistan was reclassified as Tier 2 Watch List with possible further economic repercussions if it stays on the Watch List for 2 consecutive years.

Additionally, the existence of established smuggling routes can be positively correlated to increased terrorism and drug routes, as they can easily be used to move illegal drugs and members of extremist organizations without a legal footprint. In 2007 Pakistan experienced the highest level of extremism, bomb blasts, and civilian and security force casualties. Incidents of sectarian violence in the country were at the highest for the time period. In addition to clear push factors, pull factors such as increased legal migration and remittances are also related to increase in the activity in Pakistan.

There is clear indication from trend lines that deportation is continuing to increase and peaked in 2013. The time period being considered has not seen any significant economic improvements and the security situation in the country remains a concern.

These trends might be indicative of an upcoming increase in trafficking in persons and smuggling of migrants in the Pakistani context. It is consequently paramount to improve the capacity of the country's legal frameworks and LEAs to be able to counter the activity and associated illegal economy.

---

<sup>132</sup> See Table 6





## 6. Recommendations

The following list of recommendations is based on the analysis of findings and incorporation of recommendations from previous research conducted on the subject matter in addition to key stakeholder suggestions.

- ♦ The Government of Pakistan should consider UNODC drafted model laws against human trafficking and migrant smuggling which would criminalize internal trafficking: Currently there are no domestic laws specific to internal trafficking and PATCHO 2002 only addresses external trafficking. Previous research has also noted that there is “no law applicable on internal trafficking” in Pakistan and that is a significant problem<sup>133</sup>. One of the problems associated with this, according to the Aurat Foundation, is that it can be difficult for the police to “identify the specific law applicable so that the offender can be prosecuted under it”<sup>134</sup>. Formulating and introducing specific domestic laws for criminalizing internal trafficking would be an important measure in countering internal trafficking in Pakistan.
- ♦ Introducing a victim centered approach and the establishment of victim centers: Under the current legal framework intercepted victims are subject to fine and imprisonment. It is important that a more victim-centered approach based on support is formulated to deal with the victims of trafficking in persons and smuggling of migrants. Additionally establishment of victim centers providing legal advice, refuge, medical support and psychological help is imperative. Some important steps have been taken in this regard by the FIA through the establishment of a 24-hour helpline. The organization reports that currently 25 complaints on average are being received per day and 10 are received through FIA website and email<sup>135</sup>.
- ♦ Raising public awareness: Raising public awareness about the issues around the trafficking of persons and smuggling of migrants is extremely important in order to empower current and would be victims. The FIA also suggested “mass awareness campaigns”<sup>136</sup> as a means of combating the problem. An additional recommendation made by the Aurat Foundation to ensure effectiveness is that these campaigns also be carried out in local-languages<sup>137</sup>.
- ♦ Increased cooperation:
  - International: There is a clear need for increased cross-border collaboration between relevant Pakistani LEAs and the governments of major identified destination countries.

---

<sup>133</sup> Enterprise for Business & Development Management (EBDM) June 2009, "Baseline Study on Illegal Migration, Human Smuggling and Trafficking in Pakistan"

<sup>134</sup> Aurat Foundation and United States Agency for International Development (USAID), December 2012, "Internal Trafficking of Women and Girls in Pakistan- A Research Study". Available online at <http://www.af.org.pk/gep/Research%20Studies%20%28Gender%20Based%20Violence%29/study%20on%20trafficking%20final.pdf>

<sup>135</sup> FIA, February, 2014.

<sup>136</sup> Key stakeholder interview

<sup>137</sup> Aurat Foundation and United States Agency for International Development (USAID), December 2012, "Internal Trafficking of Women and Girls in Pakistan- A Research Study". Available online at <http://www.af.org.pk/gep/Research%20Studies%20%28Gender%20Based%20Violence%29/study%20on%20trafficking%20final.pdf>



## 7. References

### 7.1. Papers and books

Aurat Foundation and United States Agency for International Development (USAID), December 2012, "Internal Trafficking of Women and Girls in Pakistan- A Research Study". Available online at: <http://www.af.org.pk/gep/Research%20Studies%20%28Gender%20Based%20Violence%29/study%20on%20trafficking%20final.pdf>

Ali Nobil Ahmad, 2011, *Masculinity, Sexuality, and Illegal Migration: Human Smuggling from Pakistan to Europe*, Ashgate Publishing, Ltd.

Cinar, Bekir, "Human Trafficking is used for Recruiting Terrorists" (2010). Second Annual Interdisciplinary Conference Human Trafficking, 2010. Paper 24, Available online at: <http://digitalcommons.unl.edu/cgi/viewcontent.cgi?article=1023&context=humtrafconf2>

Enterprise for Business & Development Management (EBDM). "Baseline Study of Illegal Migration, Human smuggling and Trafficking in Pakistan (2009). Available online at: <http://www.befare.org/Baseline%20Survey.pdf>

Federal Investigation Agency, 2013, 'IMMIGRATION WING', Available online at: [http://www.fia.gov.pk/dep\\_immigration.htm](http://www.fia.gov.pk/dep_immigration.htm)

Federal Investigation Agency, 2013, "Raising Awareness – Fighting Human Trafficking" (Presentation), Federal Investigation Agency, Islamabad.

Federal Investigation Agency, 2011, "Presentation to the UNODC" (Presentation), Federal Investigation Agency, Islamabad.

Gonzalez, Elsie, 2013, "The Nexus between Human Trafficking and Terrorism/Organized Crime: Combating Human Trafficking By Creating a Cooperative Law Enforcement System". Student Scholarship. Paper 227. Available online at: [http://erepository.law.shu.edu/student\\_scholarship/227](http://erepository.law.shu.edu/student_scholarship/227)

Hanan G. Jacoby and Ghazala Mansuri, 2007, "[Watta Satta: Bride Exchange and Women's Welfare in Rural Pakistan](#)", World Bank Policy Research Working Paper 4126, February 2007 (Washington DC)

Home Office- UK Border Agency, 2011, "Country of origin information (COI) report", COI Service. Available online at: <http://www.ukba.homeoffice.gov.uk/sitecontent/documents/policyandlaw/coi/pakistan/previous/report-0111.pdf?view=Binary>

International Labour Organization, 2012, 'ILO Global Estimate of Forced Labour'. Available online at: [http://www.ilo.org/wcmsp5/groups/public/---ed\\_norm/---declaration/documents/publication/wcms\\_182004.pdf](http://www.ilo.org/wcmsp5/groups/public/---ed_norm/---declaration/documents/publication/wcms_182004.pdf)

International Labour Organization (ILO), 2014, "Profits and poverty: The economics of forced labour", Available online at [http://www.ilo.org/wcmsp5/groups/public/---ed\\_norm/---declaration/documents/publication/wcms\\_243027.pdf](http://www.ilo.org/wcmsp5/groups/public/---ed_norm/---declaration/documents/publication/wcms_243027.pdf).

International Organization for Migration (IOM), 2013, 'Pakistan', Available online at: <http://www.iom.int/cms/pakistan>

James R. Edwards Jr., 2006, "Two Sides of the Same Coin: The Connection Between Legal and Illegal Immigration" , Available online at:  
<http://www.cis.org/sites/cis.org/files/articles/2006/back106.pdf>

Majeed A. Rahman, 2011, "Human Trafficking in the era of Globalization: The case of Trafficking in the Global Market Economy" in Tanscience Journal Vol 2, No 1 (2011).

Office to Monitor and Combat Trafficking in Persons, US Department of State [Trafficking in Persons Report, 2011](#), Available online at:  
<http://www.state.gov/j/tip/rls/tiprpt/2011/164228.htm>

Office to Monitor and Combat Trafficking in Persons, US Department of State Trafficking in Persons Report, 2013, Available online at:  
<http://www.state.gov/documents/organization/210737.pdf>

Office to Monitor and Combat Trafficking in Persons, US Department of State Trafficking in Persons Report, 2014, Available online at: <http://www.state.gov/documents/organization/226848.pdf>

Saud Mirza, Federal Investigation Agency, 2014, "Fight against Human Trafficking- An appraisal".

Society for Protection of the Rights of the Child (SPARC) 2006, "'Fading Light: Pakhtunkhwa. Study on Child Trafficking" cited in Aurat Foundation and United States Agency for International Development (USAID), December 2012, "Internal Trafficking of Women and Girls in Pakistan- A Research Study" . Available online at  
<http://www.af.org.pk/gep/Research%20Studies%20%28Gender%20Based%20Violence%29/study%20on%20trafficking%20final.pdf>

The Failed States Index, 2013, Available online at: <http://ffp.statesindex.org/>  
UNODC, 2012, 'Global Report on Trafficking in Persons', UNITED NATIONS, New York, 2012. Available online at:  
[http://www.unodc.org/documents/data-and-analysis/glotip/Trafficking\\_in\\_Persons\\_2012\\_web.pdf](http://www.unodc.org/documents/data-and-analysis/glotip/Trafficking_in_Persons_2012_web.pdf)

Walk Free Foundation, "Global Slavery Index-2013", available online at:  
<http://www.globalslaveryindex.org/report/?download>

UNODC/COPAK, M Zhou, 2013, Research and Analysis: People Smuggling and Human Trafficking in Pakistan.

UNODC, Tariq, H, 2011, 'Crime Trends in Pakistan 2000-2010', UNODC, 2011.

UN Office of the High Commissioner for Human Rights (OHCHR), 'Demand fosters human trafficking'. Available online at:  
<http://www.ohchr.org/EN/NewsEvents/Pages/Demandfostershumantrafficking.aspx>

## 7.2. Articles

Dawn News Pakistan, July, 20, 2013, '[Call to collect reliable data on bonded labour in Pakistan](#)' Available online at: <http://dawn.com/news/1030641/call-to-collect-reliable-data-on-bonded-labour-in-pakistan>

Dawn News Pakistan, March, 10, 2014, '[Pakistani laws prohibiting underage marriage un-Islamic: CII](#)', Available online at: <http://www.dawn.com/news/1092468/pakistani-laws-prohibiting-underage-marriage-un-islamic-cii>

Pakistan Today, 15 Aug 2011, 'The struggle against human trafficking', Available online at: <http://www.pakistantoday.com.pk/2011/08/15/city/lahore/the-struggle-against-human-trafficking/>

The Economist, May 21, 2012 'Pakistan's energy crisis: Power politics'. Available online at: <http://www.economist.com/blogs/banyan/2012/05/pakistan%E2%80%99s-energy-crisis>

The Express Tribune, January 2, 2012, 'Three to eight million people work as bonded labour in Pakistan'. Available online at: <http://tribune.com.pk/story/315246/debt-bondage-three-to-eight-million-people-work-as-bonded-labour-in-pakistan/>

The Express Tribune, August 30, 2013, 'Human trafficking: First draft presented to lawmakers'. Available online at: <http://tribune.com.pk/story/597200/human-trafficking-first-draft-presented-to-lawmakers/>

The News, May 28<sup>th</sup>, 2012, 'I am a Pakistani, and I want to commit suicide'. Available online at: <http://www.thenews.com.pk/Todays-News-2-110983-I-am-a-Pakistani-and-I-want-to-commit-suicide%21>

<http://www.humanrights.asia/news/ahrc-news/AHRC-ART-123-2013>

### **7.3. Statistics**

Federal Investigation Agency, 2013, Statistics, Federal Investigation Agency, Islamabad. Prevention Web - UN Office for Disaster Risk Reduction (UNISDR), 'Pakistan - Disaster Statistics'. Available online at: <http://www.preventionweb.net/english/countries/statistics/?cid=129>

South Asia Terrorism Portal, 2013, 'Fatalities in Terrorist Violence in Pakistan 2003-2013', Available online at: <http://www.satp.org/satporgtp/countries/pakistan/database/casualties.htm>  
South Asia Terrorism Portal, 2013, 'Pakistan Data Sheets', <http://www.satp.org/satporgtp/countries/pakistan/database/index.html>

The World Bank, 2013. "Pakistan Metadata", Available online at: <http://api.worldbank.org/v2/en/country/pak?downloadformat=excel>

UNICEF, 'Pakistan Country Statistics'. Available online at: [http://www.unicef.org/infobycountry/pakistan\\_pakistan\\_statistics.htm](http://www.unicef.org/infobycountry/pakistan_pakistan_statistics.htm)



## 8. Appendices

### 8.1. Methodology – Data Collection

The methodology employed for the study included primary data in the form of consultations with key stakeholders and secondary data in the form of review of secondary international and national research. The following table presents a summary of sources accessed.

Method	Organization/ Source	Number used/ Description
<b>Primary</b>		
Stakeholder interviews	FIA	3
	Local Media	2
	Local NGOs	1
	International NGO	1
<b>Secondary</b>		
Previous research	Academic papers	2
	Aurat Foundation and United States Agency for International Development (USAID)	1
	Enterprise for Business & Development Management (EBDM)	1
	Federal Investigation Agency	3
	International Labour Organization (ILO)	2
	International Organization for Migration (IOM)	1
	Media/ Articles	6
	UK Border Agency	1
	U.S Department of State	3
	UN Office on Drugs and Crime	3
	UN Office of the High Commissioner for Human Rights (OHCHR)	1
Statistical data	Federal Investigation Agency	Statistics on deportation (total and regional), Traffic flows and (2007-2012)
	World Bank - Pakistan Metadata	Economic indicators (population, GDP, Inflation, CPI (2007-2012)
	South Asia Terrorism Portal (SATP)	Sectarian violence, Casualties and Bomb Blasts (2007-2012)

	Failed States Index	Pakistan's position (2007-2012)
	International Organization for Migration (IOM),	Remittances: Pakistan (2013)
	Prevention Web - UN Office for Disaster Risk Reduction (UNISDR),	Pakistan Disaster Statistics
	UNICEF	Pakistan country statistics

## 8.2. Selected Socio-economic indicators

Selected data series from World Bank metadata used for graphical analysis in the paper are detailed below (latest where available).

Indicator Name	2007	2008	2009	2010	2011	2012	2013
GDP growth (annual %)	4.832817277	1.701405465	2.831658519	1.606680858	2.785944292	4.015907671	6.069552
Consumer price index (2005 = 100)	54.23500719	77.26579853	87.81085319	100	111.9167695	122.7559684	132.19529
Inflation, consumer prices (annual %)	7.598684411	20.28612109	13.64776506	13.88113926	11.91676947	9.68505341	7.6895037
Personal remittances, received (current US\$)	5.998	7.039	8.717	9.69	12.263	14.005892	14.626
Population	163928329	167008083	170093999	173149306	176166353	179160111	182142594







**UNODC**

United Nations Office on Drugs and Crime

Plot # 5-11, Diplomatic Enclave, G-5, Islamabad, Pakistan

Tel: +92 51 2601461-2 Fax: +92 51 2601469 Email: [fo.pakistan@unodc.org](mailto:fo.pakistan@unodc.org)

Website: <http://www.unodc.org/pakistan>